



What Do the People Want?

Opinions, Moods and Preferences
of European Citizens

What Do the People Want?

Opinions, Moods and Preferences of European Citizens

Catherine de Vries & Isabell Hoffmann



#2015/1

Catherine de Vries

Professor of European Politics
University of Oxford
catherine.devries@politics.ox.ac.uk

Isabell Hoffmann

Project Manager “Europe’s Future”
Bertelsmann Stiftung
isabell.hoffmann@bertelsmann-stiftung.de

Description

The Eurozone crisis has pushed European Union (EU) reform to the forefront of political debate. How can a union of 28 states with a population of over half a billion be reformed to weather future economic crises and political challenges? Finding an answer to this question is extremely difficult, partly because current reform proposals are so varied, but even more so because we lack insights into the preferences for reform amongst national elites and publics. Although EU support has interested scholars for over three decades now, we know virtually nothing about public support for EU reform. Current research focuses mostly on the causes of support for the current project and fails to provide a sufficient basis for effective reform. Surely, the feasibility and sustainability of EU reform depends on the support of national publics. In this report, we examine public support for EU reform by developing a theoretical model and employing cutting-edge data-collection techniques. Our findings will aid policy makers to craft EU reform proposals that can secure widespread public support. We aim to meet this objectives by crafting a novel multidimensional model, which posits that support for EU reform consists of four dimensions: functional, communal, utilitarian and institutional. It also relies on novel data collection techniques, such as a conjoint experiment.

Content

Preface	3
Executive Summary	5

Background

The Union Needs Reform, But Will the European Public Support It?	9
Our Method: A Conjoint Experiment Embedded in a Survey	11
Our Findings: What Type of Union Do People Want?	14

Part I

What Is the Mood in Europe on Europe?	17
Membership and Support for the Euro	22
Support for Further Political and Economic Integration in Europe	26
The Biggest Policy Achievements and Policy Needs in Europe	28
Views on the Direction in which the EU and its Nation States are Heading	32
How to Talk to Friends about the Union	34
German Leadership in the Union	36

Part II

What Kind of Europe Do Europeans Want?	39
A Note on Understanding the Conjoint Experiment Results	40
Support for EU Reform Proposals	43
Differences in Support for Reform Proposals Across Generations	51
Differences in Support for Reform Proposals Between Men and Women	58
Differences in Support for Reform Proposals Between Eurosceptics and Euro-supporters	59
Short Summary of Key Findings	69
References	75
Data Collection Method: Programmatic Mobile Sampling	79
List of Figures	81

Preface

When we look at recent elections in the EU and its member states, we see decreasing voter participation and growing support for EU sceptical parties. This could be interpreted as a sign of mistrust in European governments in general, or the EU in particular. In turbulent times, pressing issues like security, employment and migration make strong collective action and integration necessary. Yet the inability to deliver results to EU citizens is leading to doubts about the Union. EU member state leaders like Chancellor Merkel, President Hollande, and Prime Minister Cameron differ openly about whether there should be more or less integration.

A question seldom asked is: Where do European citizens stand when it comes to more or less integration?

While academic and political studies on support for European integration are abundant, we lack data about what the people think about EU reform. Would they prefer a smaller Union? One that is less cost-effective but cares about social inequality and has an elected President at its top? Or would they prefer a larger one with a focus on foreign policy?

The Bertelsmann Stiftung has always been strongly in favour of European integration. We believe that we need a functional EU that is politically and economically strong. But we also believe in a democratic Union that appeals to its citizens. Any EU reform has to take their preferences into consideration if it does not wish to share the fate of the constitutional treaty. This study — a conjoint experiment embedded in a survey representative of the EU28 — is the first in a series. Our EU opinions shed light on the moods, preferences, and resistance of European citizens when it comes to European integration, and will aid policymakers in crafting EU reform proposals that can secure widespread public support.



Aart De Geus
Chairman and CEO
Bertelsmann Stiftung
Executive Board

Executive Summary

The Eurozone crisis has proven to be a stress test for the European Union. While recovery may be on its way, the recession has left a mark on public opinion. Feelings of discontent and anger over Brussels' response to economic downturn and the influx of refugees seem to have caused public support for the European project to plummet to an all-time low. This, at least, is the popular perception portrayed in media reports and commentary. But is it really the case that euroscepticism has become the norm in 2015?

This report suggests that caution is in order. Our research demonstrates that public support for the EU is ambivalent, and that knowledge about the EU is quite high, in fact higher than was documented prior to the crisis. Yet to know the European institutions and its politicians does not mean to love them. While the majority of citizens support their country's membership of the Union and, within the eurozone, membership of the euro, they are not satisfied with policy direction in the EU. What is more, while a large majority favours further political and economic integration, the same respondents say that they espouse negative views about the EU when talking to friends. This seems to suggest that they are conflicted. Put simply, people support the idea of a united Europe, but are increasingly weary about its current direction.

Interestingly, we do not find that the nation state is seen as the alternative; quite the contrary. Europe's citizens may be dissatisfied about the current state of affairs in Brussels, but they are equally unhappy with the situation in their national capitals. The only clear exception to this pattern is Great Britain. The study relies on survey data and an embedded experiment carried out in July 2015 that covers public opinion in the EU28 as well as an in-depth look into opinion in the six largest member states.

What Stands Out About EU Citizens' European Preferences?

1. Support for membership is high throughout the Union (71%). It is lowest in Great Britain (59%) where, nevertheless, the majority of voters — in July 2015 — would have supported for EU membership in a referendum.
2. The majority of people in the Eurozone support the Euro (63%), and support for the Euro is equally high in southern member states, even though these populations were hardest hit by the Eurozone crisis. That said, citizens in non-Eurozone countries strongly oppose the Euro (85%), and support for the Euro is lowest in Great Britain (14%).

3. On average, people in the EU favour more political and economic integration in the future (59%). But this support is slightly higher in countries that are part of the Eurozone (64%). It is especially high in the southern member states (71%). The fact that southern member states are generally more supportive of integration is interesting, as they have experienced the adverse effects of the Eurozone crisis most severely, and have had to suffer controversial austerity policies as a result.
4. Contrary to findings in the past, citizens in Europe today, and especially those in the Eurozone, are much more knowledgeable about the EU. 68% of EU citizens and 74% of citizens in the Eurozone display high knowledge European affairs. Europeans are also more familiar with the leading figures in the EU. Even though national leaders receive the highest recognition rates (Merkel 82%, Cameron 74%, Hollande 62%), their European counterparts score surprisingly highly. More Europeans have heard of Jean-Claude Juncker and Martin Schulz (both 40%), Donald Tusk (34%) and Mario Draghi (34%) than of Matteo Renzi (32%) or Mariano Rajoy (23%). Again, Britain is the exception with more people having low (52%) rather than high knowledge (48%), and with significantly fewer people familiar with key European actors.
5. While support for the European project (measured by support for membership and within the Eurozone support of the Euro) is high, policy support is low. People are on average dissatisfied with the direction in which the EU is moving (72%), more so in the South (81%), and especially in Italy (89%). That said, people are equally dissatisfied about policy direction in their own country, less so in Great Britain, Poland and Germany.
6. People see the opening of borders and economic growth as the EU's biggest achievements, while they view peace and security and the fostering of economic growth as Europe's biggest policy needs.
7. When asked whether they would speak positively or negatively about the EU to friends, people on average said they were equally likely to do either (53% positive, 47% negative). But people in non-Eurozone countries are more optimistic. This difference is driven primarily by the strong optimism of the citizens in the East. The Danish, British and Swedish are more negative.
8. Europeans are on average positive about German leadership in the Union (55%), although Germany's role in the South is evaluated quite negatively (60%). Interestingly, the results suggest that the youngest generation of 15 to 25-year-olds in the South hold the most positive views about German leadership (51%).

What Stands Out About Preferences for EU Reform?

1. On average, EU citizens prefer an EU that is not too costly (they don't mind paying up to €35 per capita a year). They like the EU's current size. It should be designed predominantly to safeguard peace and security as well as promote economic growth. And they would like to have a say in the Union more often through referenda.

2. EU citizens as a whole strongly oppose the idea of a directly elected EU President taking decisions, even citizens who clearly favour more political and economic integration. People are on average largely indifferent about national governments or the European Parliament being the key decision-makers. They are only slightly less enthusiastic about the European Commission taking decisions compared to the European Parliament.
3. Important cross-national differences in EU reform preferences exist. For example, the Spaniards and Poles, currently net recipients of the EU budget, are willing to pay more for the EU in the future while Britons, French, Germans and Italians — all net contributors — are not. Interestingly, the French are equally enthusiastic about the prospect of decisions being taken by a directly elected President rather than the European Parliament, while the British clearly prefer national governments being in control, or decisions being made through referenda. Finally, we find differences based on policy preferences: EU citizens in the South and East care significantly about economic growth, while citizens in the North favour a Union dealing primarily with peace and security. The latter view the regulation of immigration as of equal importance to that of growth.
4. Although we find no differences based on gender, EU reform preferences do differ based on age. Generations primarily disagree about who should take decisions in the EU and which policy goals the EU should focus on. In France, Italy, and Spain, for example, younger generations favour decision-making through referenda rather than the European Parliament, while in Germany older generations do. When it comes to policy preferences, we find that both the oldest and youngest generations in the EU favour an EU that safeguards peace and security over one that promotes growth.
5. When it comes to how EU preferences relate to support for EU reform, we find no differences based on the level of EU knowledge. We do, however, find clear differences based on overall level of scepticism about the EU. Regardless of whether people are sceptical about their country's membership in the Union, the Euro, further political and economic integration or overall policy direction, sceptics differ primarily in their views about who should take decisions in the Union. In contrast to supporters, sceptics are much more opposed to a Union in which European actors make policy. The type of EU that reform sceptics most want to see is a move towards more national control, either by means of citizen referenda in which national publics decide or through national governments.
6. Alongside more intergovernmental decision-making, sceptics also value an EU that regulates immigration more, with some ascribing this greater priority than the promotion of economic growth.
7. There are, of course, people who are highly supportive of the European Union and its politics. They are much less opposed to European institutions taking decisions for example.

What does this mean for the future of the Union and attempts to reform it?

We maintain that three things are important in this respect. People do support the idea of a united Europe, but are increasingly weary about its current execution. They are largely dissatisfied with many of its current policies, and are keeping a close eye on what is being done. Also, they are much more informed about Europe. Finally, people seem to care deeply about who governs them.

The Eurozone crisis has left a mark on public opinion. We find that contrary to past findings, citizens in Europe today, and especially those in the Eurozone, are much more knowledgeable about the EU. This improved knowledge does not necessarily lead to more approval. This is an important finding for those who seek to increase support for European integration merely via better communication. Our data reveal a (much) more nuanced picture.

While support for the Union is high, policy support is not. Hence, a more attentive citizenry makes it even more important for the EU to perform not only in terms of outcomes, but also in terms of procedures. More than ever, political leaders need to defend what they think is the best way forward for European politics. With the political culture of the EU being far from transparent, political leaders must find a way to argue openly about policy measures without being perceived as divided, nationalistic and incapable of taking decisions.

In any representative system, the procedural aspect is particularly important as individuals rarely get everything they want in terms of outcomes. What counts then is the belief that institutions provide a fair articulation of individual interests. One reform that most EU citizens agree on in this context is the implementation of referenda. At the same time, they oppose the handover of power to a directly elected President. They clearly prefer a diffusion of power over the concentration in Brussels. Implementing an element of direct democracy in the institutional setting of the EU might be a fruitful way to reassure citizens that they have some control over “what happens in Brussels”.

Overall, these results convey a message of hope for European officials and political actors in the member states. Europeans have not deserted the European project. They generally support the EU, the Euro, and even further political and economic integration. As they pay close attention to what is happening at the European level, people today know more than ever before about European politics.

High levels of political knowledge and awareness have consequences. People now pay attention to European politics but they are not satisfied with what they see. European political decision-making has clearly given its people an inside look into how difficult it is to craft policies to address the looming societal challenges in all 28 member states. Thus, while system support is high, policy support is not. If elites fail to address discontent over policy outcomes, worries about how decisions are made and goodwill may fade. If people feel that their voices are not heard in Brussels, they may turn against the project altogether. Setting aside these concerns may seem tactically beneficial to national governments in the short term, but the long-term consequences may threaten the very existence of the Union.

The Background

The Union Needs Reform, But Will the European Public Support It?

The Eurozone and refugee crises have pushed reform of the EU to the forefront of the political agenda. How can an union of 28 states with a population of over half a billion be reformed to best address future crises and challenges? Finding an answer is extremely difficult, not only because actual reform proposals range from fully fledged political union to a partial repatriation of powers to nation states, but also because we lack data about support among the national populations for reform. Ever since the ‘no votes’ in the 2005 referenda on the Constitutional Treaty, leaders in Brussels and national capitals have been facing a new political reality. The EU is a highly divisive topic among national populations (De Vries, 2007; Kriesi, et al., 2008; Hobolt 2009). Experts are divided, too. Some, such as former Commission economist Paul De Grauwe and Nobel laureate Paul Krugman call for the creation of a political union that would aid the Euro in withstanding economic shocks, and secure financial stability in the long run. Others, like Council President Donald Tusk, warn that further pooling of sovereignty at the EU level might provoke a serious backlash by national publics and eurosceptic political entrepreneurs.

Indeed, the question of what kind of EU reform is needed and feasible is high on the political agenda. On October 7th this year, the German Chancellor, Angela Merkel, and the French President, Francois Hollande, gave a joint speech at the European Parliament in Strasbourg. They underlined that in their opinion the only way for Europe to take on the many challenges it is facing was to stand united be it the Euro crisis, the refugee crisis, the wars in Ukraine and Syria or the fight against the global warming. Therefore, they argued, further integration will be needed to improve the functionality of EU bodies that have been particularly tested and displayed their weaknesses over recent years. Namely the economic and monetary union, the Schengen area, and the external policy of the European Union. Meanwhile the European Commission put forward its vision for closer economic and monetary Union with the 5-President report in June 2015. It also presented an action plan to address the refugee crisis in September of the same year. So further reform seems inevitable. However, it is only if political leaders in Brussels and across European capitals provide a vision that can be shared by a majority of Europe’s 500-million-strong population, can political and economic reform be sustainable. If EU and national leaders move swiftly to further pool policy and institutional competencies without the backing of the EU public, this will most likely backfire.

Both pundits and scholars argue that political elites in the past have been so eager to pursue integration that they have lost track of the concerns and desires of citizens. Elites have also failed to persuade citizens of the wisdom of their policies. Instead, many argue, elites have moved ahead with European integration despite insufficient public support. This became painfully evident in recent electoral contests in Brussels and throughout Europe's national capitals when accusations that political elites were out of touch, though perhaps politically motivated, demonstrated the importance of understanding public preferences for reform. What kind of reform do national publics support?

While studies about support for European integration are abundant (see Hobolt 2012, Hobolt and De Vries 2015 for overviews), we know virtually nothing about EU citizens' opinion on possible reforms. This is worrisome given that a decade ago, attempts to reform the Union through the Constitutional Convention and the Constitutional Treaty failed dramatically to garner support among national publics. Against this backdrop, it is imperative to provide a comprehensive understanding of public support for possible reform of the Union. This report presents the findings of a detailed empirical analysis that does exactly that. Building on and extending current work on public support for European integration, we examined the trade-offs between different aspects of integration. Specifically, we focused on four dimensions of support for EU reform:

- 1. The functional dimension:**
What type of European integration do EU citizens want?
- 2. The communal dimension:**
With whom do EU citizens want this integration?
- 3. The utilitarian dimension:**
How much are EU citizens willing to pay for this integration?
- 4. The institutional dimension:**
How do EU citizens want the European Union to be governed?

These questions capture the key dimensions of support that have been identified by experts, and represent some of the most important trade-offs that citizens face. However they have not until now been systematically examined in the context of possible reform of the Union, or in an experimental setting that would allow us to capture their causal impact. The functional dimension relates to the policy that the EU should be promoting. Studies that compare the preferences of elites and ordinary citizens for the policy content of integration are relatively rare, but those that exist show that while elites favour integration in policy areas like trade and finance, citizens would like EU policy-making to concentrate on social policy and employment (Hooghe 2003, Müller et al. 2012). The communal aspect of European integration refers to the political community of the Union. From existing work we know that the degree to which citizens identify with fellow EU citizens affects the way they evaluate the integration process (McLaren 2002, Hooghe and Marks 2005). The utilitarian dimension signifies the costs that citizens are willing to pay for closer cooperation in Europe and follows from the cost-benefit approach to EU support (Gabel 1998). Finally, the institutional dimension relates to the way decisions are taken in the EU. Following work that suggests that the democratic deficit affects people's views of European integration (Rohrschneider 2002), decision-making procedures in the union should be related to support for EU reform. These four dimensions are at the core of our data collection.

Our Method: A Conjoint Experiment Embedded in a Survey

This study provides the first in-depth examination of public support for diverse EU reform proposals across member states. Specifically, we utilize a novel data collection approach, namely experimental conjoint analysis that originates from marketing and psychology research and was recently adapted to suit questions related to political science. (Hainmueller, Hopkins and Yamamoto 2014). It maps out reform proposals that vary in terms of their functional, communal, utilitarian and institutional characteristics — and that have the most support among European citizens. We explore how these characteristics affect public support for EU reform by varying the features of each reform proposal. In other words, the study provides respondents with different combinations of values of the functional, communal, utilitarian and institutional dimensions. Conjoint experiments, which were developed in psychology and marketing, consist of respondents ranking or rating two or more hypothetical choices, in this case reform proposals for the EU. These hypothetical choices have multiple attributes, that is to say they vary on different dimensions. These dimensions are defined by the researcher on the basis of the scholarly literature, and in our case refer to the functional, communal, utilitarian and institutional dimensions outlined above. The objective of the conjoint experimental design is to estimate the influence of each attribute, for example the number of member states in the Union (communal dimension) or the costs of integration per person per year (utilitarian dimension) on the choices and ratings of the respondents. In order to make sure that alternative explanations are addressed, the political scientist Jens Hainmueller and several colleagues (Hainmueller, et al. 2014) have proposed a conjoint method using fully randomized designs.¹

Why is a conjoint experimental design most appropriate for examining public support for EU reform? Traditional survey research — upon which our current knowledge of support for European integration is based, including our own work — makes it difficult to trace complex and multidimensional preferences. In addition, it suffers from well-known causal inference problems. Put differently, it is difficult to make any causal claims about the effects of different dimensions on choice using the data that is available, given that we do not know in which direction the causal arrow flows. Finally, do opinions reflect real behaviour? Validation studies have shown that conjoint experiments perform remarkably well in predicting real-world behaviour (Hainmueller, et al., 2015). Hence, a conjoint experiment helps us maximize the external validity of our findings. When it comes to multidimensional preferences, a fully randomized conjoint experiment, in which survey respondents compare different sets of two possible proposals for EU reform and choose between them, allows us to assess the influence of different features of the proposed reform on how respondents evaluate a given proposal relative to another. One of the advantages of using a fully randomized design — that is randomizing the exact values on the different dimensions that feature on a reform proposal — is that the causal effect of the features of reform proposals on public support are non-parametrically identified. This means that it is not necessary to rely on assumptions about the functional form that maps reform proposal features on support (see Hainmueller, et al., 2014).

¹ This approach was corroborated in recent work on support for global climate agreements by Bechtel and Scheve (2013), published in the Proceedings of the National Academy of Sciences, and work on support for EU bailouts in Germany by Bechtel, et al. (2014) published in the American Journal of Political Science.

The randomization also ensures that the treatment groups are comparable with observable and unobservable confounding factors, that is to say with respect to alternative explanations. For example, respondents might interpret some of the information provided differently, which could affect the extent to which their support for an EU reform proposal depended on its specific design features. However, because of the randomization applied to a large sample, any potentially confounding variables will be distributed uniformly across treatment groups. Therefore, these groups will remain comparable, which means the estimates of how different reform features affect public support for EU integration remain valid even in the presence of differences in respondents' subjective interpretations and beliefs.

Table 1: Conjoint Experimental Conditions

DIMENSION	FEATURES	PROPOSAL 1	PROPOSAL 2
Functional	<i>Policy</i> The primary policy the EU should be promoting	This displays which policy the EU promotes in the different proposals	
Communal	<i>Membership</i> Number of EU member states	This displays the number of states of the EU in the different proposals	
Utilitarian	<i>Costs</i> Costs of EU membership per person per year	This displays the annual contribution of EU membership in the different proposals	
Institutional	<i>Decision Making</i> Actors responsible for EU decision making	This displays who decides on policies in the EU in the different proposals	
Which reform proposal do you prefer?		O	O

Table 1 provides an overview of the conjoint experimental design that was used. In the survey, respondents were shown two hypothetical EU reform proposals and asked to choose between them. Each respondent was randomly assigned four of these binary comparisons of EU reform proposals. Respondents were presented with a paragraph briefly explaining the task they were about to complete.

Subsequently, respondents were presented with four binary comparisons of different reform proposals. For each of the four binary comparisons respondents were shown a table (see Table 1) displaying two reform proposals. The order in which the features of the different dimensions was displayed to respondents was randomized, which circumvented the possibility that the order in which respondents received the information would affect the likelihood of them supporting particular reform proposals over others. After each table, respondents were asked which proposal they preferred. In addition, they were asked to rate each proposal by answering how likely it was that they would vote for either proposal in a referendum, ranging from not very likely to very likely. Overall, each binary

comparison was comprised of two questions: a choice for one proposal and a rating of each proposal, and each respondent faced four binary comparisons.²

Table 2: Dimensions, Features and Values for EU Reform Conjoint Experiment

DIMENSION	FEATURES	VALUES
Functional	<i>Policy</i> The primary policy the EU should be promoting	Social inequality Peace and security Economic growth Energy Safety Immigration Climate Change
Communal	<i>Membership</i> Number of EU member states	6 countries 15 countries 28 countries 35 countries 40 countries
Utilitarian	<i>Costs</i> Costs of EU membership per person per year	€ 211 € 107 € 63 € 35 € 0
Institutional	<i>Decision Making</i> Actors responsible for EU decision making	European Parliament National Governments Elected European President European Commission Citizens through referenda

Table 2 shows the dimensions, features, and values used in the conjoint experiment. For each reform proposal presented to the respondent, the values for each dimension were assigned randomly. The choice of policy areas draws predominantly on work by Müller et al. (2012). In terms of the primary policies that the EU should promote, we added classical ‘European’ ones like peace and security as well as economic growth, but also inequality reduction and immigration, which have become salient in current debates on the context of the refugee crisis in the Mediterranean and the Eurozone crisis. In order to operationalize the communal aspect of European integration, the number of member states in the Union was included. This reflects debates about and studies of future enlargements and EU bailouts that suggest that regional divides are pertinent (Dixon and Fullerton 2014, Bechtel, et al. 2014). To explore the degree to which people are willing to sacrifice income for further integration, the annual net contribution per person per year was added (Anderson and Reichert 1995, Gabel 1998). The cost values are based on the 2009/2011 net contributions to the EU budget ranging from highest in Denmark (€211 per person per year) to lowest in Lithuania (€0 per person per year)

² Johnson and Orme (1996) suggest that in choice-based conjoint modelling one can reduce measurement error by increasing the number of tasks that each respondent completes. In addition, allowing respondents to complete more than one task is desirable as it increases the accuracy of responses through facilitating the understanding of the task involved. However, too many choices may become too demanding or even lead to boredom. Following recent work by Bechtel and Scheve (2013), four choices were included which allowed for some learning while not overburdening respondents.

which were publicly available. Finally, based on the discussion on the democratic deficit and governance in the EU (Scharpf 1999, Rohrschneider 2002, Føllesdal and Hix 2006), a feature that inquires into who decides on policy in the EU is added. This relates to the type of policy-making in the EU and ranges from technocratic governance (decision-making by the European Commission) to direct democracy (decision-making through popular referenda).

Alongside the conjoint survey experiment, we also fielded a questionnaire inquiring into attitudes and knowledge of the EU and their national systems. This allowed us to capture the general mood of respondents, put it in a national perspective, and determine how support for different reform proposals might also vary across different respondents. The public opinion data collection was carried out by Dalia Research GmbH using mobile phone applications.³ The fieldwork was conducted in July 2015 based on a representative sample of citizens from all 28 member states as well as representative samples from the six EU member states with the largest populations: France, Germany, Italy, Poland, Spain and the UK.

Our Findings: What Type of Union Do People Want?

Short Summary

The presentation of the results is divided into two parts. Part I presents an overview of the overall ‘European mood’ of European citizens in different regions and in the six largest member states in July 2015. It aims to place this in the context of people’s views about their national systems. The findings show that:

- » Contrary to growing media reports and common opinion, Europe’s citizens can by no means be classified as euroceptics, but rather have ambivalent attitudes towards Europe (see also De Vries and Steenbergen 2013).
- » While the majority of people, even in the bailout-battered South, support their country’s membership of the Union and in the Eurozone, they are not satisfied with the EU’s current policy direction.
- » Moreover, we find that while a large majority favours further political and economic integration in Europe, Europeans would be equally likely to express negative views about the EU when talking to friends. This seems to suggest that while people support the idea of a united Europe, they are increasingly weary about its current governance.
- » The only part of the Union that is perhaps best classified as eurosceptic is Great Britain.
- » Finally, our results indicate that even if Europe’s citizens are dissatisfied with the current state of affairs in Brussels, they are equally unhappy with the situation in their national capitals.

Part II presents an overview of the findings based on our conjoint experiment. Against the backdrop of our main finding — that the majority of European

3 For further information see <https://daliaresearch.com/>.


citizens supports membership and further integration, yet is dissatisfied about the current state of affairs — it is pertinent to explore what kind of Union people would support in the future. We explored how costs, different decision-making institutions, the number of member states, and the policy goals pursued affect support for EU reform proposals.

We find that:

- » Two changes to the current status quo are particularly popular among EU citizens: The use of referenda as a means of decision-making in the EU, and a Union that focuses on peace and security issues. In addition, people are indifferent about raising the average contribution to €35 in the EU compared to the current level of €0 per capita, but would not like to pay much more than that. They are strongly opposed to the notion of an elected European President taking decisions. Of all of the European actors, they prefer the European Parliament taking decisions. In terms of size, they favour the status quo of 28 member states. Finally, alongside to security and peace, people prefer an EU promoting economic growth rather than other policy goals such as securing energy safety, combatting climate change and regulating immigration.
- » Key regional and individual level differences exist. They relate mainly to people's views about who ought to make decisions in the Union and what the EU's core policies should be. For example, in the case of how decisions are made in the EU, the French are largely indifferent about EU decision-making via a directly elected President or the European Parliament, most likely because they have a President at home. Yet the British and overall more eurosceptic citizens in other member states prefer a Union in which decision-making takes place via national governments or referenda, not through European institutions like the European Parliament or Commission.
- » Finally, we find that EU reform preferences differ based on age. Generations disagree fundamentally on who should take decisions in the EU and which policy goals the EU should focus on. In France, Italy and Spain, for example, younger generations favour decision-making via referenda rather than the European Parliament, while in Germany it is older generations that do. When it comes to policy preferences, we find that both the oldest and youngest generations favour an EU that safeguards peace and security over one that promotes growth.

Part I

What Is the Mood in Europe on Europe?



Let us first explore whether European citizens have a modicum of knowledge about the EU that would then allow us to delve deeper into their attitudes towards different aspects of the EU, such as EU membership, the Euro and preferences for further political and economic integration. It is well established that voters differ with regard to their cognitive capacities and knowledge about politics (Converse 1964, Zaller 1992, Delli Carpini and Keeter 1996). In the literature on public support for European integration, a debate exists about citizens' ability to form "real" opinions about the European integration process. It has been traditionally argued that European integration is one of the most complex political issues that European publics face, and that much of the day-to-day debate involves highly technical questions that citizens may find difficult to grasp (see for example Anderson 1998). The EU for much of its history was presented to citizens as a matter of foreign policy, about which citizens tended to have little knowledge (Holsti 1992, Karp, Banducci and Bowler 2003, De Vries et al. 2011). This was long supported by survey evidence. For example, results from the European Election Study in 1999 suggest that more than three quarters of European citizens did not feel sufficiently informed about the politics of the EU. Yet by 2014, the survey found that over 65 percent of European citizens were able to answer at least one of two "EU knowledge questions" concerning membership of Switzerland in the Union and a procedural aspect of European Parliament elections. Our survey results underscore this finding, and suggest that by 2015 people have in fact become quite

knowledgeable about the EU and know some of the key EU officials like Commission President Juncker, for example.

Figure 1 displays the percentage of people who were able to correctly answer at least one of two factual knowledge questions about the EU. The first question asks whether Switzerland was a member of the EU, and the second question asks whether all member states have the same number of representatives in the European Parliament. A clear majority — 68 percent of people — answered at least one of these questions correctly. This is considerable and suggests that knowledge about EU affairs by 2015 is quite high. This slightly higher level of knowledge than reported in the European Election Surveys of the late 1990s or early 2000s is perhaps a by-product of the Eurozone crisis that has brought EU affairs to the forefront of political debate and media coverage.

FIGURE 1 Knowledge About the EU is high



FIGURE 2 Knowledge About the EU is higher in Eurozone Countries

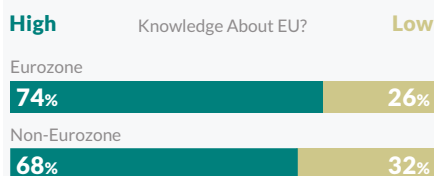
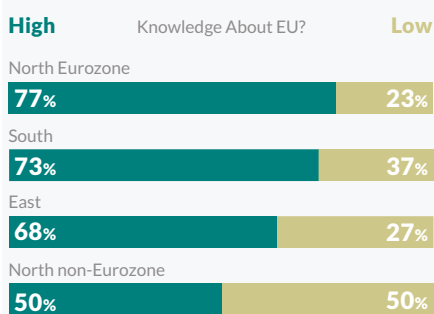


FIGURE 3 Knowledge About the EU is lowest in North non-Eurozone Region



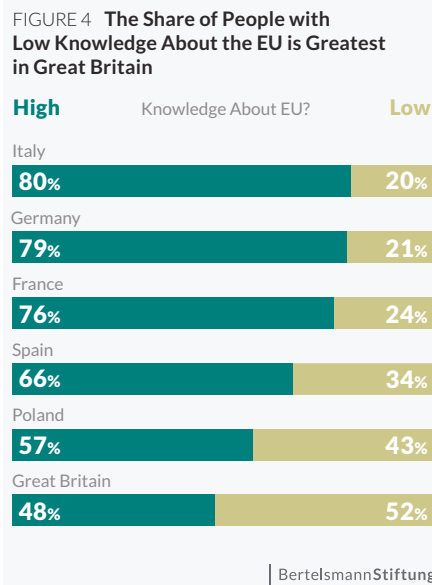
| BertelsmannStiftung

To explore whether the Eurozone crisis did indeed increase the salience of EU affairs in the minds of ordinary people and made them pay closer attention and become informed, we explore differences between the Eurozone and non-Eurozone countries. If the Eurozone crisis at least partially contributed to information being more readily available, we ought to find that knowledge about the EU is higher in countries that are part of the Eurozone and thus more affected by the crisis compared to non-Eurozone countries. Figure 2 below suggests that this is the case: When evaluated by answering at least one of the two factual knowledge questions correctly, 74 percent of citizens in the Eurozone did so compared to just 56 percent in non-Eurozone countries.

The inspection of regional differences in Figure 3 confirms this further. In the North non-Eurozone region, including Denmark, Great Britain and Sweden, we find an equal amount of people who have low compared to high levels of knowledge. In the East, where the Baltic states, Slovakia, and Slovenia have joined the Euro, but

other countries like Bulgaria, the Czech Republic, Hungary and Poland for example have not, the gap between high and low EU knowledge is narrower than in the North Eurozone. This seems to indicate that knowledge about the EU is higher in regions that have the Euro and thus were most affected by the crisis, either as creditors or debtors.

Figure 4 to the right plots the proportion of people with high and low knowledge about the EU in the six largest member states. Again, knowledge is highest in countries that have adopted the Euro: France, Germany, Italy and Spain; and lower in the non-Eurozone countries: Great Britain and Poland. Interestingly, in one country, Great Britain, the proportion of people displaying low knowledge about the EU at 52 percent actually exceeds that of high knowledge (48 percent), although this gap is small. This low level of knowledge about the EU suggests that politicians and journalists have significant room for influencing public opinion in the upcoming Brexit referendum.



Our finding that knowledge about the EU is fairly high, yet not equally distributed across the Union, is further confirmed when we inspect name recognition of key EU officials and compare those to national heads of state. Providing this national yardstick is important and it puts our findings in a comparative context. Perhaps people are indeed quite informed about the EU in 2015, but still much less so compared to their national systems. We explore this possibility by focusing on two questions in our survey where we ask respondents whether they have heard of the following sets of names:

1. Angela Merkel, François Hollande, David Cameron, Barack Obama, Ewa Kopacz, Mariano Rajoy, Matteo Renzi, Alexis Tsipras.
2. Martin Schulz, Jean-Claude Juncker, Mario Draghi, Jeroen Dijsselbloem, Donald Tusk.

Figures 5A and 5B provide an overview of the name recognition of national heads of state and EU officials across all 28 member states. Not surprisingly, nearly all people recognize the names of the US President Barack Obama and German Chancellor Merkel, and a considerable amount of people have heard of the British Prime Minister David Cameron and the French President François Hollande. The national heads of state of Southern and East European countries, specifically Spain, Italy, Greece, and Poland, are far less known — with the exception of Greece's Alexis Tsipras. Given that in the time frame of investigation, (July 2015), the Greek bailout talks were in full force, the name recognition of Tsipras should not come as a surprise. It is perhaps surprising to see that a considerable share of people know the European Parliament President Martin Schulz, Commission President Jean-Claude Juncker, the ECB President Mario Draghi and the Council President Donald Tusk. In fact, more people know these top EU officials than the current Spanish or Italian Prime Minister or Polish Prime Minister. This seems to confirm our previous findings that in July 2015 knowledge about the EU and its officials is in fact quite high.

FIGURE 5A Most People Know President Obama and Chancellor Merkel

Does This Name Sound Familiar?

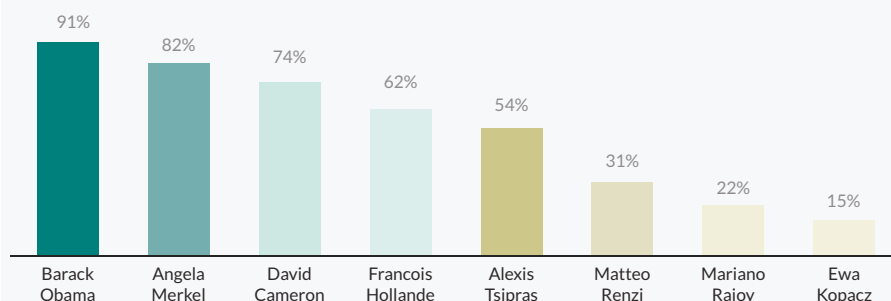
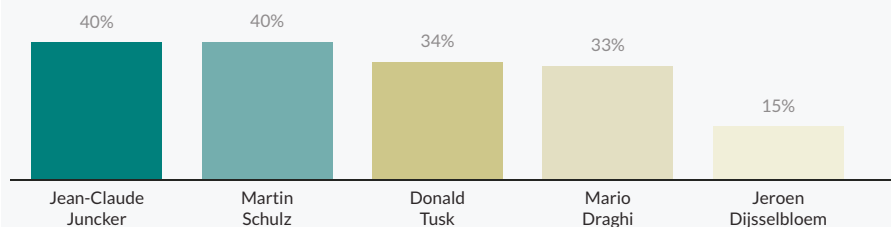


FIGURE 5B More People Know Top EU Officials than Prime Minister Renzi or Rajoy

Does This Name Sound Familiar?

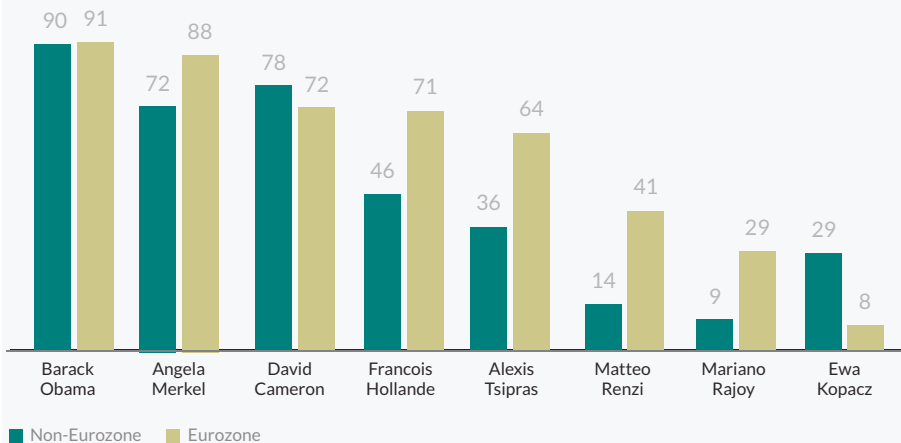


| BertelsmannStiftung

Do we again find that knowledge about the EU is higher in the Eurozone compared to the non-Eurozone? Figures 6A and 6B present the same information about name recognition of national and European leaders as presented above, but they separate the results for countries within and outside the Eurozone. For name recognition of national leaders Obama and Merkel, we find little difference between the Eurozone and non-Eurozone member states. But for EU officials we

FIGURE 6A Most People Know President Obama and Chancellor Merkel

Does This Name Sound Familiar? Figures in percent

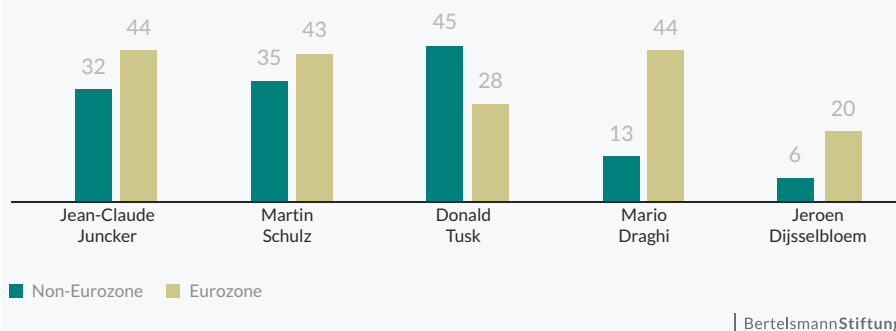


| BertelsmannStiftung

find more variation. Except for Council President Tusk, people in the Eurozone are more likely to recognise the names of top EU officials compared to those outside. Interestingly, this holds especially true for Draghi and Dijsselbloem. While in the Eurozone 44 and 20 percent of people recognize their names, these shares are much lower in the non-Eurozone, namely 13 and 6 percent respectively.

FIGURE 6B **Many Differences in Name Recognition of Draghi and Dijsselbloem between Eurozone and non-Eurozone**

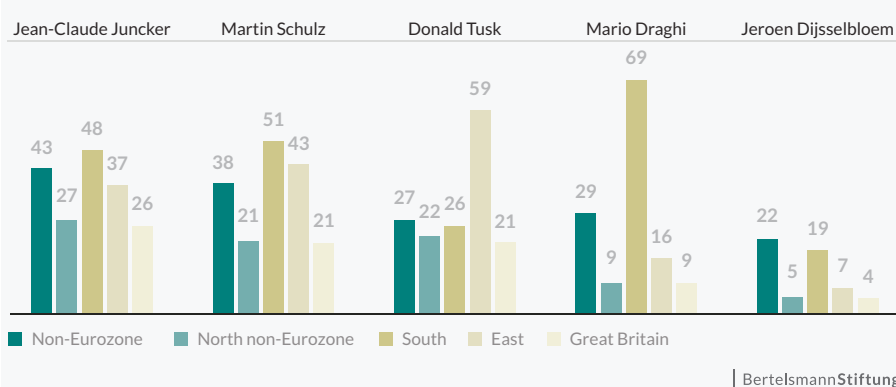
Does This Name Sound Familiar? Figures in percent



When we compare the name recognition of top EU officials across regions, striking differences emerge that suggest that the Eurozone crisis starkly increased knowledge about EU affairs. Name recognition is by far the lowest in the North non-Eurozone member states, followed by the East. Do note that most people in the East have heard of Council President Donald Tusk. Given that he was the Prime Minister of Poland, this might not be entirely surprising. Also interesting is the fact that name recognition of Mario Draghi is enormous in the South: 69 percent have heard of the ECB President. In fact, as many southerners have heard of Draghi as have of French President Hollande. In the North non-Eurozone and East name recognition of Draghi is lowest.

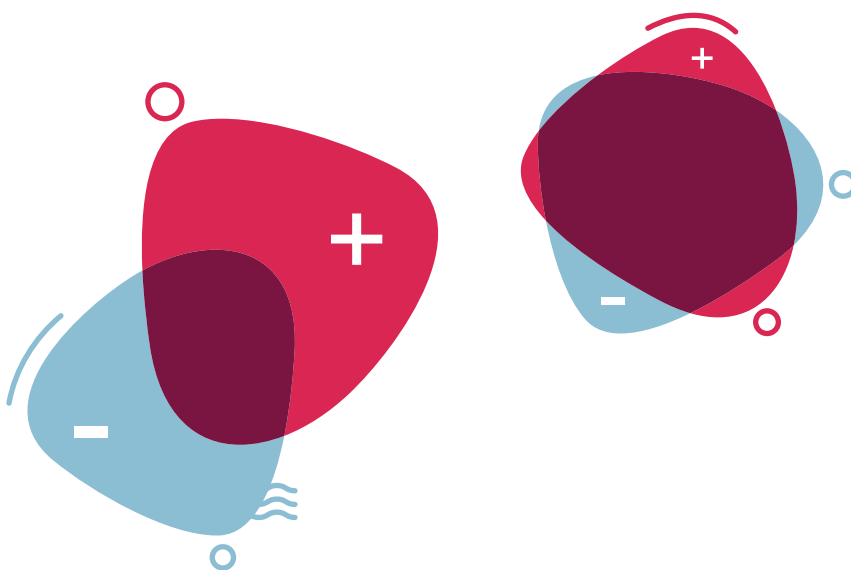
FIGURE 7 **Name Recognition of EU Officials**

Does This Name Sound Familiar? Figures in percent



Finally, Figure 7 shows the proportion of people who have heard of top EU officials in Great Britain (the figures for the five other largest member states can be found in the Appendix). British citizens not only hold the lowest level of factual knowledge about the EU, but they are also least aware of who its

top officials are. Less than a third of British citizens have heard of the leaders of Europe's legislative and executive institutions, Commission President Juncker, European Parliament President Schulz and Council President Tusk. Even fewer British citizens have heard of ECB President Draghi or the chair of the Eurogroup Dijsselbloem, at 9 and 4 percent respectively. Given that Great Britain is not part of the Eurozone, less knowledge about the latter two figures might not be surprising, yet the low levels of name recognition of other EU leaders underlines our previous result that knowledge about EU affairs is very low among British citizens.



Membership and Support for the Euro

After we have established that on average people are quite knowledgeable about the EU, we delve deeper into their EU preferences. When examining support for political systems, political scientists often make a distinction between two different modes of political support: diffuse and specific (Easton 1965). Whereas diffuse support refers to the evaluation of the regime, broadly defined as the system of government and the constitutional arrangements underlying it, specific support relates more to policy, that is the binding collective decisions and actions taken by political actors operating in the broader system of government (see Norris 1999). In the context of European integration, scholars have distinguished between regime support and policy support (Hobolt and De Vries 2015). Regime support signifies support for the constitutional settlement of the EU, as laid down in the various treaties, including support for membership of this Union. Policy support refers to support for the content of collective decisions and actions taken by EU actors.

Regime support is crucial to any system since it allows systems to retain legitimacy even when people become disillusioned with the performance of specific governments and policies (see Norris 1999). In established democracies, regime support is often taken for granted; yet in the context of the EU it is still

fragile. Unlike most established nation states, the EU is characterized by a hybrid multi-level political system (Hooghe and Marks 2001). Moreover, there exists uncertainty about the scope of its competences, its demos, and its external boundaries. Moreover, the aims of the Union are contested by politicians and populations in many member states. This presents a considerable challenge to the European project (Mair 2007, De Wilde and Trenz 2012). At the same time, far-reaching economic and political integration in Europe means that the EU is increasingly dependent on public support as it lacks long-lasting loyalty to its goals and institutions like that found at the national level. Since the actions of all elites will occasionally fail to meet public expectations i.e., policy support in the EU will be variable, the Union needs a buffer against short-term policy failures through some degree of regime support (Scharpf 1999). Consequently, an examination of regime support in the EU is of vital importance.

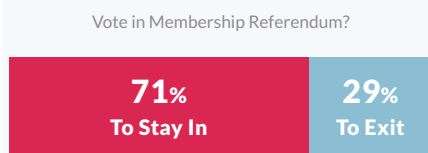
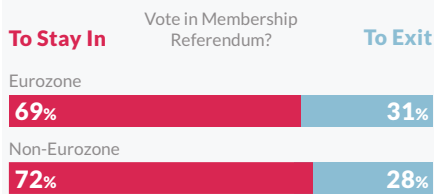
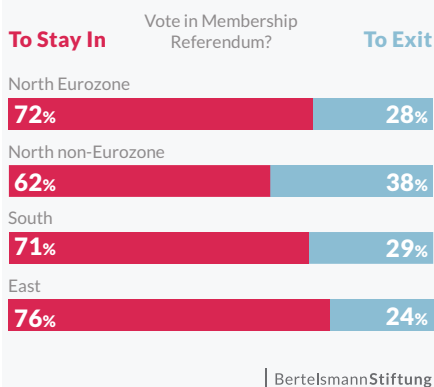
FIGURE 8 **Membership Support is High**FIGURE 9 **Support for Membership is Equally High in Eurozone vs non-Eurozone Countries**FIGURE 10 **Support for Membership is Lowest in North non-Eurozone Region**

Figure 8 to the left provides an overview of the proportion of people that support their country's membership of the Union. Specifically, we asked respondents the following question: "Imagine there is a referendum and you could decide whether your country stays as a member of the European Union. How would you vote? 1) I would vote for my country to leave the European Union, 2) I would vote for my country to stay in the European Union." The findings in Figure 8 suggest that on average broad-based support for EU membership exists throughout the 28 member states. Almost three-quarters of those surveyed (71 percent) would vote for their country to remain a member of the Union if a referendum about membership were held today.

Interestingly, support for membership does not vary much inside and outside the Eurozone. Figure 9 below shows that while support for membership in the Eurozone is at 72 percent, outside the Eurozone 69 percent of people would vote for their country to stay in the Union. We do find that support for membership is at its lowest

level in the North Eurozone region (Denmark, Great Britain, Sweden). Although 62 percent of people in these countries would vote to remain a member of the Union, 38 percent would vote against it, which is roughly 10 percent more than in the other regions.

If we inspect support for membership in the Union in the six largest member states, see Figure 11, we find that overall support for membership consists of well over two thirds of the population in France, Germany, Poland and Spain, but is considerably lower in Great Britain and Italy. In these countries, the majority of the population would vote for their country to remain a member, but 41 and 38 percent respectively say that they would support an exit. The British findings are of course especially interesting given the prospect of a membership referendum in 2016 or 2017. Our findings confirm those of British polls conducted by YouGov and MORI that suggest that at the present time, a small majority of Britons would favour membership over exit.

Overall, these findings suggest that regime support as measured through membership preferences remains high even given the recent turbulence caused by the Eurozone crisis. But what about support for the Euro? Is it more fragile? It is important to remember that support for the Euro can be perceived as a form of regime support only in the Eurozone as these countries have opted for the common currency as a sign of the European project. For non-Eurozone members support for the Euro might rather constitute a form of policy support and therefore could be more fickle. Figures 12A and 12B show the distribution of answers to the following question: “Ok, now imagine there is referendum on the Euro as a currency. Do you want your country to have the Euro as a currency? 1) Yes, I would vote for the Euro as a currency, 2) No, I would vote against the Euro as a currency” for the EU28 and Eurozone versus non-Eurozone members respectively.

While Figure 12A indicates that in the EU as a whole the share of people who would vote for the Euro in a referendum is about the same size as the one voting against the Euro, the findings presented in Figure 12B show that this figure, masks great variation between Eurozone and non-Eurozone members. While in the Eurozone countries a majority would vote to keep the Euro as their currency, in the non-Eurozone countries a clear majority of 74 percent would vote against introducing the Euro. If we delve even further into possible regional differences in Euro support (see Figure 13), we find that the opposition to the Euro is the greatest in Denmark,

FIGURE 11 Support for Membership Lowest in Great Britain and Italy

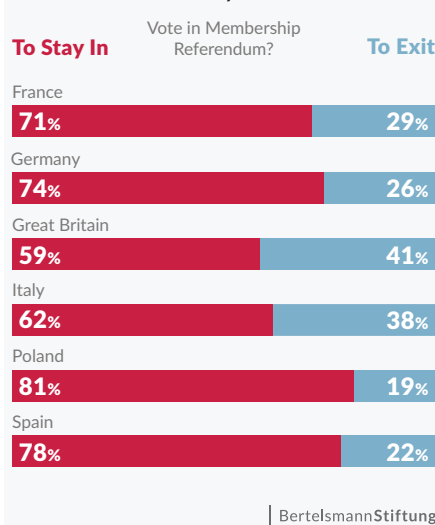


FIGURE 12A Divided Support for the Euro in EU-28

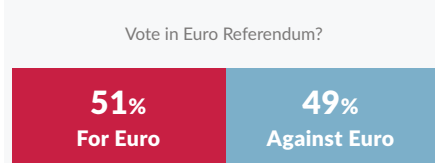


FIGURE 12B Support for Euro in Eurozone Countries, Opposition in non-Eurozone Countries

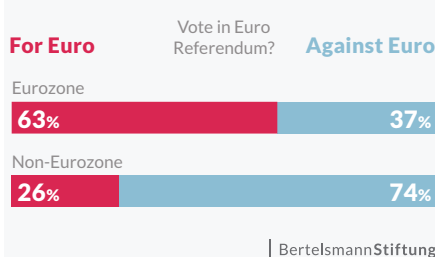
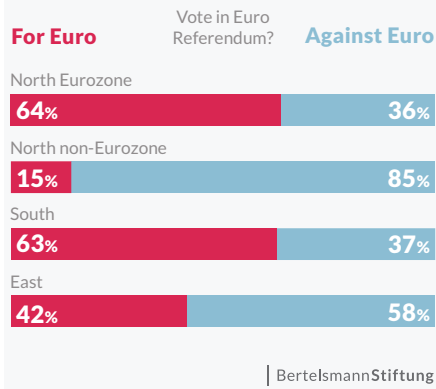


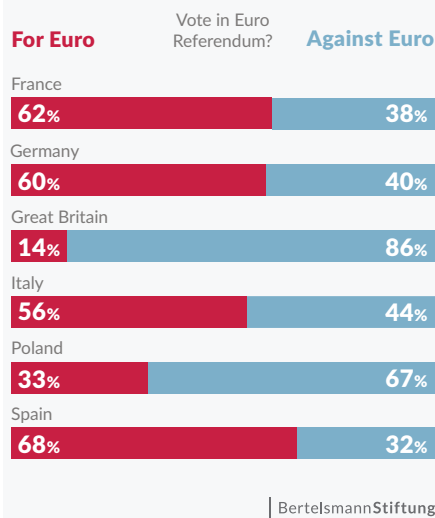
FIGURE 13 **Opposition to Euro Greatest in North non-Eurozone**


Great Britain and Sweden i.e., the North Non-Eurozone, followed by the East. Moreover, it is interesting to note that the support for the Euro in the South that was adversely affected by the Eurozone crisis is equal to support among the creditor countries in the North Eurozone.

Finally, Figure 14 presents the average support for the Euro in the six largest member states in terms of population size. As expected, support for the Euro is lowest in Great Britain, only 14 percent of British citizens would vote for the Euro in a referendum.

Quite unexpectedly perhaps, it is the highest in Spain, a country that was hit hard in the Eurozone crisis and has experienced austerity measures since then. However both support for membership and the Euro remain extremely high in Spain. Support for the Euro reaches the 60 percent mark in both France and Germany, yet compared to support for membership the Euro seems more contested in these countries. In Italy we find that there is only a slight majority that supports the Euro, namely 56 percent. This mirrors the slightly weaker support for membership compared to France, Germany, Poland and Spain found in Figure 11.

On the whole, these findings suggest that regime support as measured through membership preferences and Euro preferences in the Eurozone is considerable. Italy shows the lowest support although a majority of Italians support their country's membership in the Union and the Euro. In the non-Eurozone support for membership, with the slight exception of Great Britain, is high while support for the introduction of the Euro is low. Given the problems surrounding the Eurozone crisis and the Greek bailouts, this may not come as a surprise. Overall, regime support in the Union is substantial. This is important for the EU in order for it to weather past and current policy challenges, such as those concerning the Euro and the large influx of refugees from Africa and the Middle East.

FIGURE 14 **Support for Euro Greatest in Spain, Opposition to Euro Greatest in Great Britain**



Support for Further Political and Economic Integration in Europe

Average support for further political and economic integration in Europe is also high among Europe's citizens. In our survey we solicited integration preferences using the following question:

"If you had to choose, which of the following statements best describes your overall attitude towards European integration?"

1. We need more political and economic integration across Europe
2. Things should remain as they are today
3. We need less political and economic integration across Europe."

Figure 15 below shows the distribution of responses for our representative sample of all 28 EU member states.

The findings show that 59 percent of people prefer more political and economic integration in Europe, while only 24 percent prefer less and 16 percent wish the status quo to remain as it is. This suggests that not only do a majority of people prefer their country to remain in the EU, they also wish to see further integration. This picture might change when we consider regional and country differences as displayed in Figures 16 through 18. Figure 16 shows that support for more political and economic integration is, with 64 percent, 14

FIGURE 15 Within the EU-28 People Prefer More Political and Economic Integration

More Political and Economic Integration?

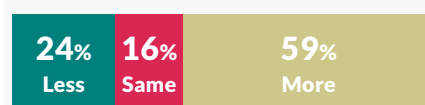
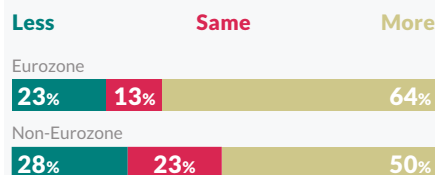


FIGURE 16 Support for More Political and Economic Integration Slightly Greater in Eurozone

More Political and Economic Integration?



| BertelsmannStiftung

percent higher in Eurozone countries compared to non-Eurozone countries.

The findings presented in Figure 17 suggest that while support for further integration is far more pronounced in the Southern region, where 71 percent of people favour more political and economic integration, it is lowest in the North non-Eurozone region, where only 41 percent do. Support for further integration in the East and North Eurozone is almost identical with a slight majority, at 58 and 53 percent respectively, favouring more integration.

Finally, Figure 18 indicates that only in Great Britain do we find an equal share of people favouring more versus less integration (both 39 percent). More than three quarters of Italians and Spaniards favour more integration. In Germany, France and Poland also a slight majority favour the same 56 percent. Put together, these findings indicate that on average people in the Union favour more political and economic integration in the future, but that this support is slightly higher in countries that are part of the Eurozone and especially in southern member states. The fact that southern member states are on average more supportive of integration is interesting as they have experienced adverse effects of the Eurozone crisis and had to implement controversial austerity packages as a result. As in the case of membership and the Euro, support for further integration is at its lowest level in Great Britain where only slightly more than a third of people favour more integration.

FIGURE 17 **Support for More Political and Economic Integration Greatest in the South**

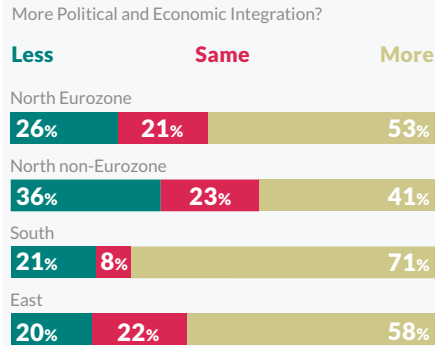
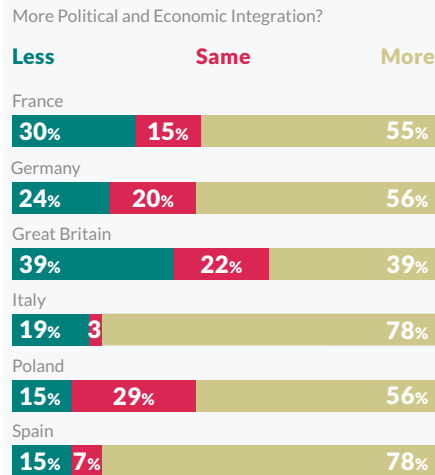



FIGURE 18 **Support for More Political and Economic Integration Greatest in Italy and Spain, Weakest in Great Britain**



| BertelsmannStiftung



The Biggest Policy Achievements and Policy Needs in Europe

So far, we have reviewed people's regime preferences and paid little attention to support for policies. Even though we found that people are quite knowledgeable about the EU, we cannot realistically expect them to have clear opinions about detailed policy proposals or outcomes. Rather we ask respondents about their views on the EU's biggest policy achievements to date and the policy areas that need more attention. In order to facilitate responses, we provided them with a list of options:

Biggest policy achievements:

1. Opening borders across Europe
2. Establishing a common currency
3. Creating a common agriculture policy
4. Facilitating trade across Europe
5. Securing peace and cooperation
6. Supporting reform in Eastern Europe
7. Fighting climate change
8. Protecting consumers' rights
9. Creating jobs
10. Protecting human and social rights

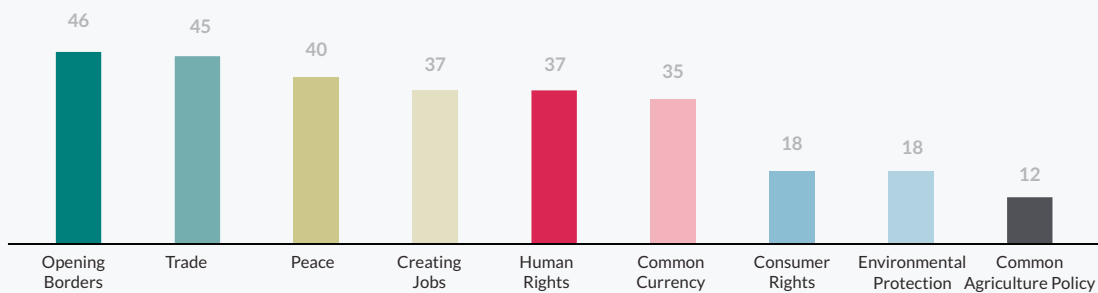
Policy Areas Needing More Attention:

1. Harmonizing taxes across Europe
2. Securing borders
3. Reforming immigration policies
4. Helping poor countries
5. Strengthening consumer protection laws
6. Fighting climate change
7. Supporting economic growth
8. Investing in infrastructure
9. Reducing inequality
10. Secure peace and security

Figures 19A and 19B present an overview of responses to both sets of questions. Within the EU28 people feel that both the opening of borders and the facilitation of intra-EU trade are Europe's biggest achievements (46 and 45 percent each), followed by securing peace and cooperation (40 percent) and establishing the common currency, creating jobs and protecting human and social rights (37 percent). By far the most important policy priorities in the eyes of EU citizens are securing peace and security (61 percent) and supporting economic growth (54) in Europe.

FIGURE 19A Opening Borders and Intra-EU Trade Are Seen as Europe's Biggest Achievements in EU-28

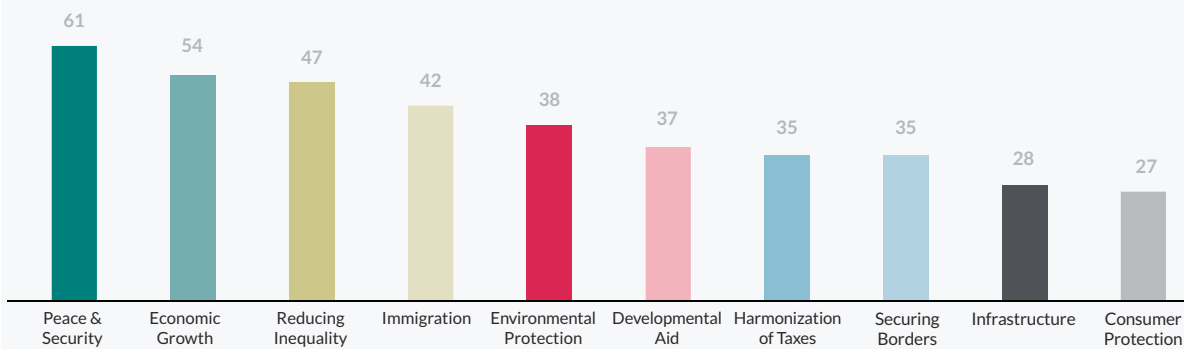
Biggest Achievement of EU? Figures in percent



| BertelsmannStiftung

FIGURE 19B Security and Growth Are Seen As Europe's Most Pressing Policy Needs in EU-28

EU Policy Priorities; Figures in percent



Next to these policy priorities, people also view the reduction of social inequality (47 percent) and the reform of immigration policies (42 percent) of key importance. Figures 20A and 20B show the distribution of perceptions of the EU's biggest achievements and most pressing policy priorities for Eurozone members and non-Eurozone members respectively. In terms of policy priorities we find few differences between people who reside in the Eurozone compared with those who reside outside. Differences regarding perceptions of the EU's biggest achievements are also small, but we do find that while the opening of borders is perceived as Europe's biggest achievement in the non-Eurozone, more intra-EU trade takes place within the Eurozone countries.

FIGURE 20A Opening Borders Europe's Biggest Achievements in non-Eurozone, While Trade in Eurozone

Biggest Achievement of EU – Non-Eurozone

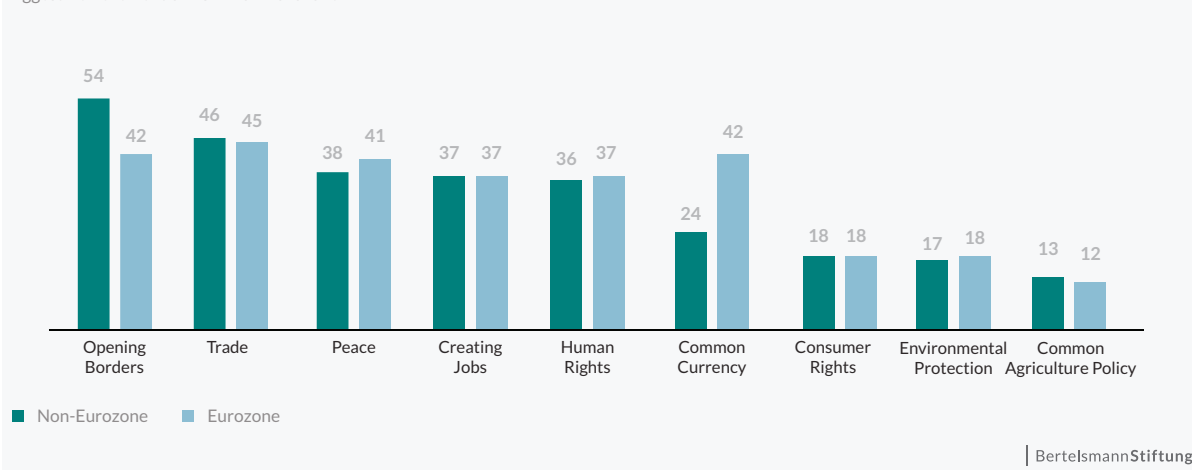
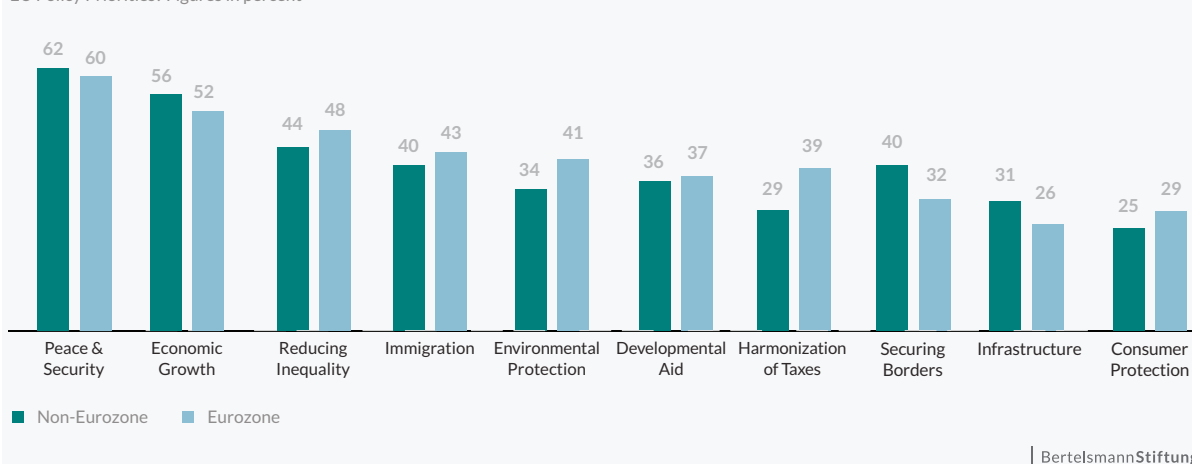


FIGURE 20B Not Many Differences in EU's Pressing Policy Priorities in Eurozone versus non-Eurozone Members

EU Policy Priorities? Figures in percent



Finally, when we inspect regional differences in Figures 21A and 21B, we also find less disagreement between people's views on the most pressing policy priorities compared to people's perception of the EU's biggest achievements. Across the North, South and East, people view peace and security as well as economic growth

as the Union's top priorities. When it comes to Europe's biggest achievements in the North Eurozone, the opening of borders and the facilitation of intra-EU trade, and creating jobs were high on people's lists, while in the North non-Eurozone human rights was considered a key achievement of the EU, much more so than opening borders. People in the South mentioned creating jobs, and peace and human rights, while in the East we find a pattern similar to the North Eurozone: people mention opening borders and trade first when thinking about the EU's biggest achievements.

FIGURE 21A EU's Biggest Achievements

Biggest Achievement of EU? Figures in percent

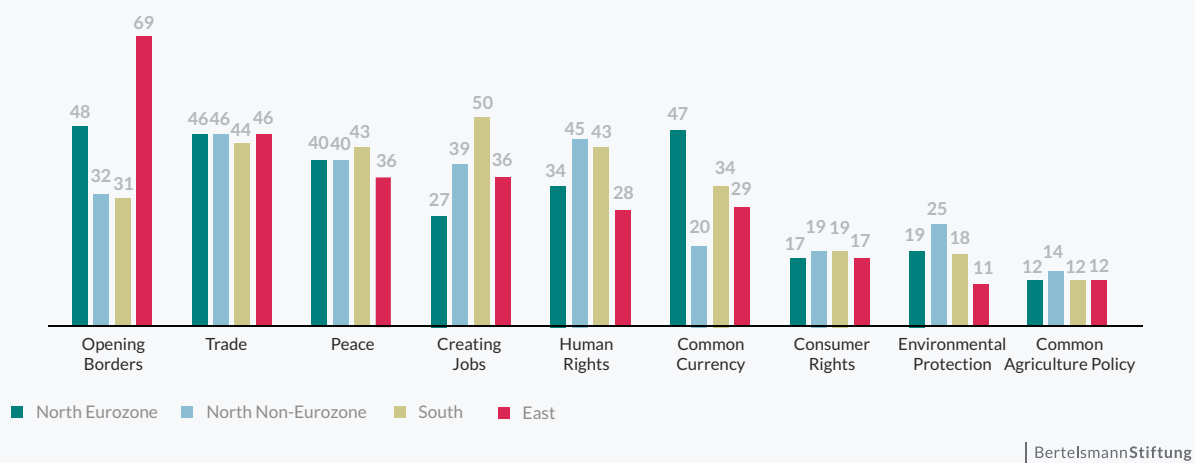
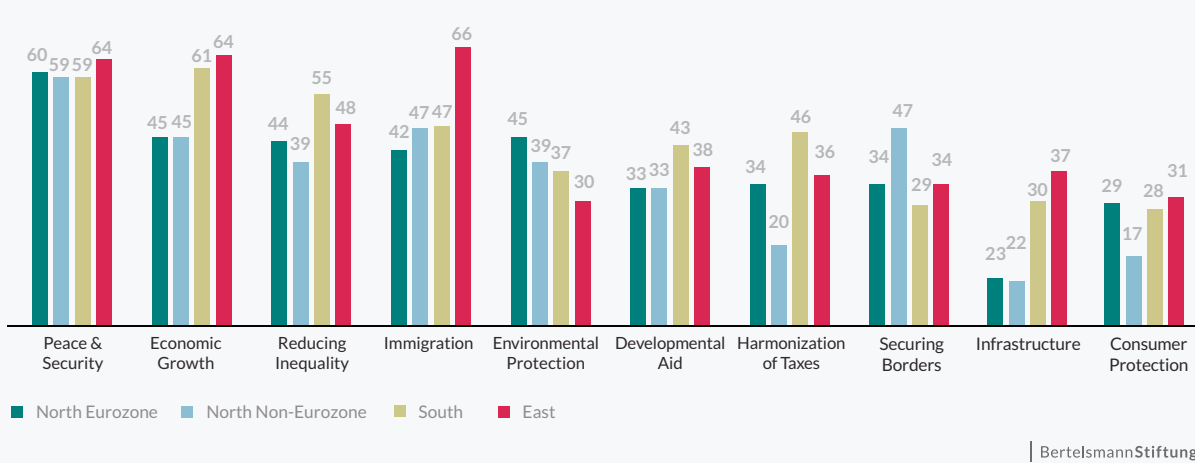



FIGURE 21B EU's Most Pressing Policy Priorities

EU Policy Priorities? Figures in percent



Overall, peace and security feature as the most important policy priorities in the EU, while the facilitation of trade and the opening of borders were mentioned frequently as Europe's biggest achievements. Considerable regional variation exists (results for the six largest countries can be found in the Appendix).



Views on the Direction in which the EU and its Nation States are Heading

So far, we have established EU citizens' regime and policy preferences without any reference to the national level. Now we delve deeper into popular evaluations of policy by comparing opinions about the policy direction in which they view the EU and their country moving. Recall that we suggested that research predicts that the likelihood of specific outcomes is sketchy at best (Zaller 1992, Delli Carpini and Keeter 1996). As a consequence then, political scientists often rely on general evaluations of the state of the country and/or the economy (see Kinder and Kiewit 1984, Anderson and Guillory 1997 for example). Following these insights, we tap into policy preferences by comparing and contrasting questions on people's evaluations about the policy direction in which their country or the EU is moving. Figure 22 to the right provides a comparison between the proportions of people stating that the EU is moving in the right versus the wrong direction policy-wise, and the proportions when people are asked to evaluate the policy direction in their home country. The results indicate that in the EU28, people see policies in the EU moving in the wrong direction (72 percent), but that they are equally sceptical about policies in their own countries (68 percent).

Interestingly, if we split these results for Eurozone versus non-Eurozone countries (Figure 23), we find that, within the Eurozone, people are on average more sceptical about the EU or their country's policy direction compared to those outside the Eurozone. People within the Eurozone are 14 and 11 percent more sceptical about the policy direction of the EU and their country respectively compared to those outside.

FIGURE 22 Within the EU-28 People View that Both the EU and Their Country Are Moving in the Wrong Direction

Moving in the Right Direction?



| BertelsmannStiftung

FIGURE 23 **People More Sceptical About EU and National Policy Direction in Eurozone Countries**

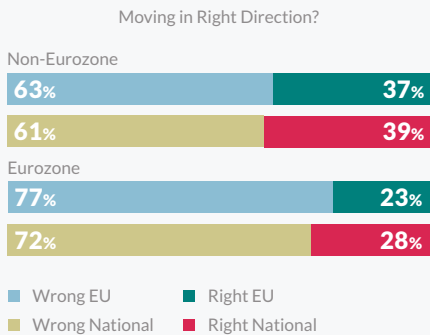
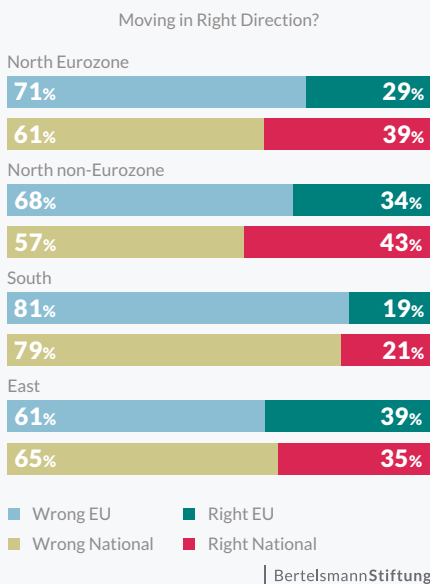


FIGURE 24 **In the South People Are Most Sceptical about Policy Direction in the EU and their Own Country**

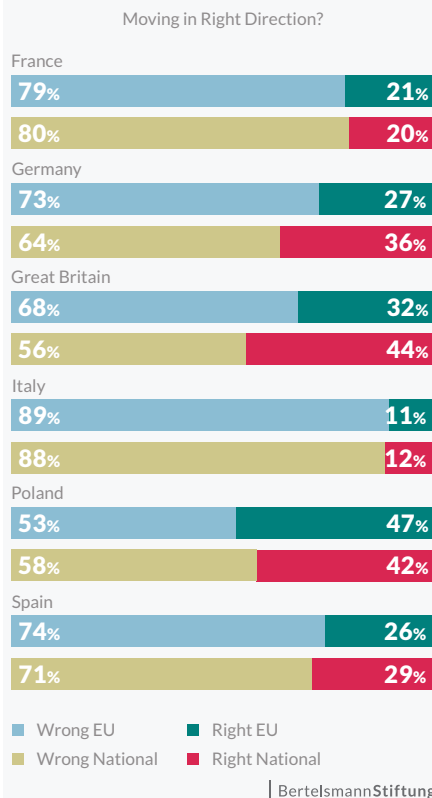


are least sceptical. In most countries, except for Germany and Great Britain, people are equally sceptical about policy direction in the EU compared to their own country. Only in Germany and Great Britain do we find that the difference between both evaluations is statically significant ($p < .05$). Germans are on average 9 percent and the British 12 percent more sceptical about policy direction in which the EU is moving compared to their own country, although the majority of them are on average more sceptical than optimistic about policy direction in their country.


In terms of regional differences as presented in Figure 24, we find that people in the South are most sceptical about the direction in which things are moving in the EU and in their respective countries, while people in the East are least sceptical about policy direction in the EU, and less so than about the policy direction in their own country. With the exception of the East, people are slightly more sceptical about policy direction of the EU compared to their own country, although in the South these differences are almost negligible.

If we delve a bit further into the variation between countries by focusing on differences within the six largest member states (Figure 25), we find that Italians are most sceptical about both policy direction in the EU and their country, while Poles

FIGURE 25 **In the South People Are Most Sceptical about Policy Direction in the EU and their Own Country**



These findings suggest that while we previously found that regime support is quite high in the EU, policy support is not. The majority of people in the 28 member states are weary of the EU's policy direction. At the same time, they are also sceptical about the policy direction of their own country. People in the South, and especially Italians, are deeply sceptical about the direction things are moving in their country and the EU, while Germans and British display more scepticism towards the EU than the policies in their own country, albeit that still a majority of them feel that things are moving in the wrong direction in their own country.



How to Talk to Friends about the Union

Scepticism about the way things are progressing in the EU is also reflected in responses to the question: “Imagine you talk with a friend or colleague about the European Union. Would your conversation be 1) very positive, 2) positive, 3) negative, or 4) very negative.” Figures 28 to 31 display the number of people either responding positively (1 or 2) or negatively (3 or 4) in the EU28, the Eurozone versus non-Eurozone, across regions, and in the six largest member states respectively.

FIGURE 26 People Equally Likely to Talk Positively as Negatively About the EU to Friends

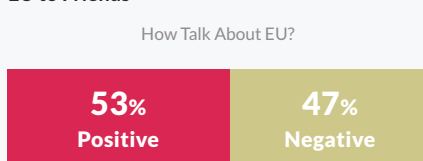
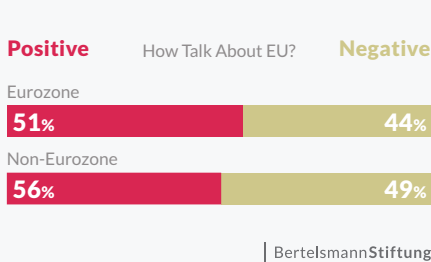


FIGURE 27 No Big Differences Between Eurozone and non-Eurozone Countries



These figures indicate that on average people in the EU28 would be equally likely to talk positively about the EU to friends as they would be to talk negatively (Figure 26). We find very little difference between Eurozone versus non-Eurozone countries, although people outside the Eurozone would be slightly more positive (56 versus 51 %) (Figure 27).

These figures indicate that on average people in the EU28 would be equally likely to talk positively about the EU to friends as they would be to talk negatively (Figure 26). We find very little difference between Eurozone versus non-Eurozone countries, although people outside the Eurozone would be slightly more positive (56 versus 51 %) (Figure 27).

When we inspect the differences between regions, it becomes clear that the slightly more positive tone when talking to friends in non-Eurozone countries is primarily driven by responses from the East (Figure 28). People within the North non-Eurozone would on average be more negative about the EU than positive (53 versus 47 %). We find a similar pattern in the South where people would more likely talk negatively than positively about the EU to friends, although the difference here is quite small. Finally, if we inspect differences across the six largest member states we find that the British, French and Italians are the least positive about the EU to friends, while the Poles are the most positive (Figure 29).

All in all, these findings suggest that in our survey subjects are on average equally likely to talk positively or negatively about the EU to friends. In the East, especially in Poland, they would be the most positive by far, while British, French and Italians would speak least positively about the EU to friends.

FIGURE 28 **People Are More Positive About the EU in North Eurozone and East**

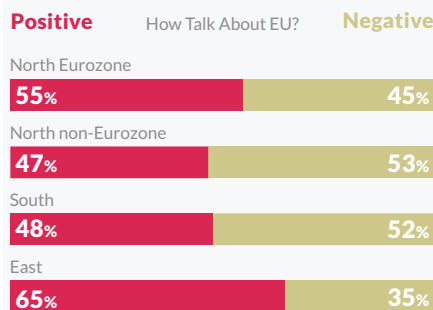
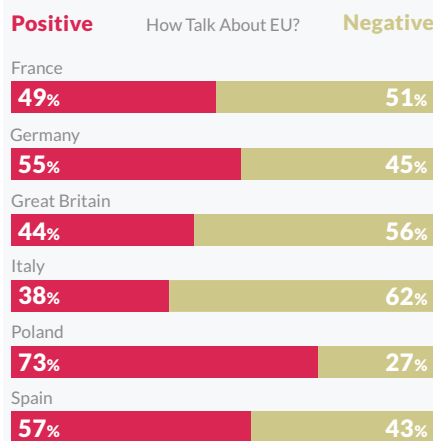



FIGURE 29 **Britons, French and Italians Least Positive About the EU**



| BertelsmannStiftung



German Leadership in the Union

A final attitude that we will consider before turning to our conjoint experiment is a respondent's view about Germany's role in the Union. Specifically, we asked respondents to consider the following: "Germany is often seen as taking a leadership role in the European Union. Do you think this is 1) very good, 2) good, 3) bad". The figures to the right present the share of people either responding that they approve of Germany's leadership in the Union (1 and 2) or they do not (3). Figure 30 provides this information for the EU as a whole. We find that the majority of people approve of Germany's leadership in the Union, albeit the difference with disapproval, 55 versus 45 percent respectively, is rather small.

Interestingly, Figure 31 demonstrates that approval of German leadership is, at 59 versus 53 percent, higher in the non-Eurozone compared to the Eurozone countries.

Comparing approval across the different regions (Figure 32) suggests that it is the lowest in the southern member states and highest in the North Eurozone. Considering that

FIGURE 30 In the EU-28 A Majority Views Germany's Leadership in the Union as Good

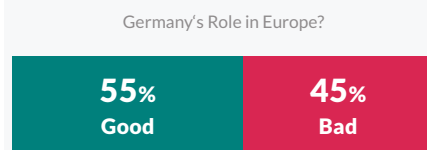


FIGURE 31 Approval of Germany's Leadership in the Union is Higher in non-Eurozone

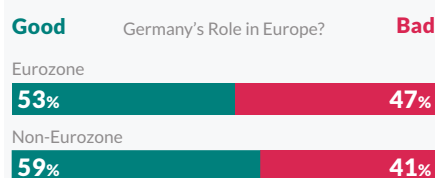
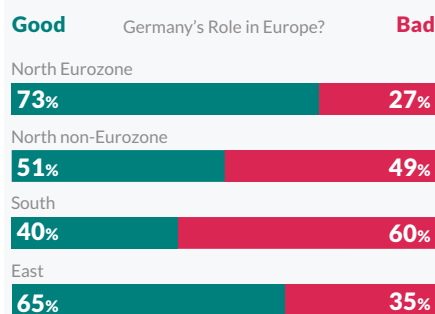


FIGURE 32 Approval of Germany's Leadership in the Union is Low in the South



| BertelsmannStiftung

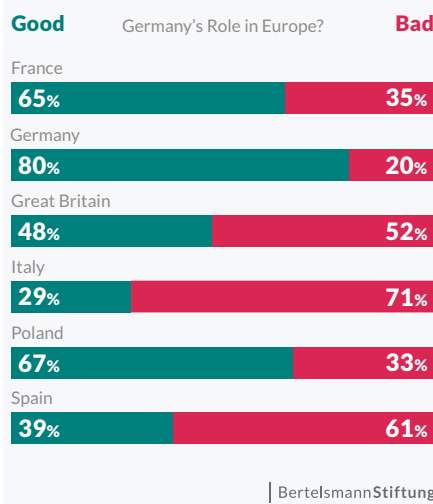
Germany is the biggest creditor country and thus largely defends the creditor positions of the North Eurozone in the Euro Group against the positions of debtor countries in the South, these differences should not come as a surprise. Interestingly, when we look further into this by exploring differences across generations in the South (see Table 3), we find that approval in the South is actually highest amongst the youngest age cohort between 15 and 25, which is unexpected.

Table 3: Oldest and Youngest Generation in the South Most Positive about German Leadership in the Union

COHORT	% GERMAN LEADERSHIP IS GOOD
95-76 year olds	50.00
75-56 year olds	39.67
55-46 year olds	36.28
45-36 year olds	35.61
35-26 year olds	40.16
25-15 year olds	51.17

Finally, Figure 33 explores differences in approval of German leadership in the six largest member states, and we find that Italians and Spaniards are most sceptical at 71 and 61 percent respectively, followed by the British at 52 percent. Approval of German leadership, however, is high in France and Poland as well as in Germany of course. These findings suggest that German leadership is quite contested in the South, which might be the result of the Eurozone crisis and austerity requirements proposed in Brussels largely under German leadership. The finding that approval among the youngest age cohort between 15 and 25 is, at roughly 60 percent, the highest among all cohorts in the South suggests that these attitudes might change in the future.

FIGURE 33 Approval of Germany's Leadership in the Union is Lowest in Italy and Spain



Part II

What Kind of Europe Do Europeans Want?



Part I of the analysis demonstrates that citizens are largely conflicted about Europe. While on the one hand they support membership and further integration, on the other they are dissatisfied with overall policy direction in the Union, and not particularly enthusiastic about it when they talk to friends. While past research often implicitly assumed support for European integration to reflect fixed attitudes — either you are pro- or anti-EU — our findings echo recent contributions that suggest that it might also be useful to think of EU attitudes as inherently variable, namely reflecting differential degrees of ambivalence (De Vries 2013, De Vries and Steenbergen 2013). For example, EU citizens may like the idea of European integration in the abstract as secure peaceful state cooperation, but at the same time they may not have much appreciation for the actual policies that the EU pursues. Or they may like the majority of policies coming from Brussels, but object to the political process that yields them. Although many journalists, politicians and pundits often argue that the public is increasingly sceptical of further steps towards integration, based on the findings presented here we ought to qualify this claim. Public opinion towards Europe is best described as ambivalent, and thus we know from previous research malleable (Zaller 1992). We seem to be witnessing a process of growing uncertainty about the future of the integration process, especially when it comes to which policies are pursued.

Given that public opinion towards European integration is multifaceted we need to carefully craft survey instruments that allow us to understand which

kinds of European integration and which types of reform Europeans actually want. The multi-dimensional and complex nature of public support for European integration should thus receive much more scholarly and popular attention. In the following pages we provide the first in-depth examination of public support for different EU reform proposals across member states. Building on and extending existing work on public support for European integration that we outlined before, we have examined the trade-offs people make between different aspects of integration. Specifically, we focused on four dimensions of European integration:

1. **The functional dimension:**
What type of European integration do EU citizens want?
2. **The communal dimension:**
With whom do EU citizens want this integration?
3. **The utilitarian dimension:**
How much are EU citizens willing to pay for this integration?
4. **The institutional dimension:**
How do EU citizens want this integration be governed?

These different dimensions capture the most important trade-offs that citizens face and are thus at the core of our data collection.

A Note on Understanding the Conjoint Experiment Results

In the conjoint experiments used here, we ask respondents to rank and rate five sets of two hypothetical choices, in this case reform proposals for the EU. These hypothetical choices have multiple attributes, that is to say they vary on four different dimensions of European integration outlined above. The goal here is to estimate the influence of each attribute of these dimensions (based on a linear probability or ordinary regression model) on the choices and ratings of the respondents for a given reform proposal. In order to make sure that alternative explanations are taken care of, we use the conjoint method based on a fully randomized design. So what does this mean exactly? Each respondent sees five sets of two different reform proposals that differ on the attributes of the functional, communal, utilitarian and institutional dimensions, and after each individual comparison, they are asked two questions: first, which proposal (A or B) do you prefer; and second, how would you rank each of the proposal. The ranking question was formulated as follows: “Please also evaluate each option individually. How likely is it that you would support ‘Option A’/‘Option B’ in a referendum? 1) very likely, 2) likely, 3) not likely, or 4) not very likely”. Table 4 below provides an example of one set of reform proposals that respondents were asked to choose between and rank.

Table 4: Example of a Choice in the Conjoint Experiment

DIMENSION	OPTION A	OPTION B
How much money should every person pay for the EU annually?	€211	€63
Who should make decisions in the EU?	National governments	Citizens through referenda
How many member states should the EU have?	15	28
What should the primary policy goal of the EU be?	Secure Peace and Security	Fight Climate Change
Which option do you prefer?	O	O

The order in which the attributes of the different dimensions was presented was fully randomized. This allows us to assess the influence of different features of the reform proposals, costs or number of member states for example, on how respondents evaluate a given proposal relative to another. One of the advantages of randomizing the exact values for the different dimensions that feature on a reform proposal is that it is not necessary to rely on any assumptions about the functional form that maps reform proposal features on support (see Hainmueller, et al., 2014). Also, randomization ensures that the treatment groups are comparable with respect to alternative explanations, such as the way in which they interpret some of the information provided differently. The attributes of the different dimensions of the reform proposal are listed in Table 5 below.

Table 5: Attributes of Different Dimensions

DIMENSION	OPTION A	OPTION B
<i>Utilitarian</i> How much money should each person pay for the EU annually?	€ 211 € 107 € 63 € 35 € 0	€ 211 € 107 € 63 € 35 € 0
<i>Institutional</i> Who should make decisions in the EU?	National governments Elected EU President European Commissioners European Parliament Citizens through referenda	National governments Elected EU President European Commissioners European Parliament Citizens through referenda

DIMENSION	OPTION A	OPTION B
<i>Communal</i> How many member states should the EU have?	40 35 28 15 6	40 35 28 15 6
<i>Functional</i> What should the primary policy goal of the EU be?	Secure Peace and Security Reduce Inequality Promote Economic Growth Secure Energy Safety Regulate Immigration Fight Climate Change	Secure Peace and Security Reduce Inequality Promote Economic Growth Secure Energy Safety Regulate Immigration Fight Climate Change

Interpreting conjoint results is less straightforward than the survey results presented in Part I, but really not difficult. As one can see in Figure 35, which presents the conjoint results for the EU28, the y-axis lists all the different features of each of the four dimensions: the utilitarian, institutional, communal and functional dimension. On the x-axis, the size of the effect of each attribute, for example 15 member states or a €35 annual contribution, on the choice for one of the two reform options is presented.⁴ If the effect of an attribute is large and positive then this attribute makes people prefer an EU reform proposal more, whereas if the size of the effect is large and negative it indicates that this attribute of the proposal makes people prefer an EU reform proposal less. Note that the sizes of the effects are always presented with reference to the current EU i.e., the status quo. That is to say, we present the effect of the different annual costs with reference to the average annual cost per capita (for the EU28 this is €0); the effect of different decision-making bodies with reference to the European Parliament making decisions; the effect of a different number of member states with reference to the current number of 28; and finally, the effect of different policy goals with reference to the promotion of economic growth. The thing that is important to take away from the graph is that if the size of the effect for a particular attribute, designated by the dot (the line around it provides the 95% confidence interval around the estimated coefficient), takes on a value greater than 0, people wish to see a change in the EU away from the status quo. When the size of the effect is smaller than 0, people prefer the status quo over the proposed reform. If dots for an attribute are on the red line in the figures, this shows that people are indifferent about this reform and the status quo, while dots to the right of the red line indicate a preference for change away from the status quo, and dots to the left of the red line indicate a preference for the status quo rather than the proposed reform.

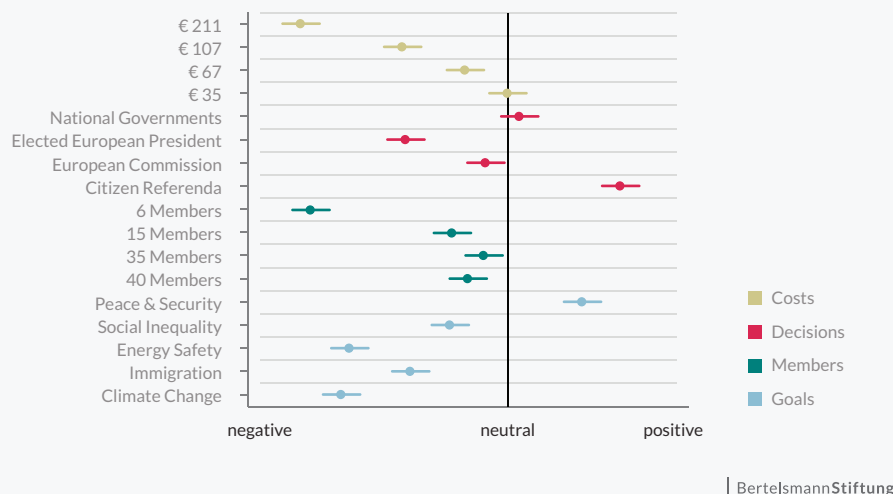
⁴ This number equates to the size of a coefficient from a linear probability model with support for the EU reform proposal as the outcome variable.



Support for EU Reform Proposals

Let us inspect support for EU reform in the EU as a whole (Figure 34). The results show that people desire two changes to the current status quo: namely that decisions are taken by referenda rather than by the European Parliament, and that the EU focus is primarily on peace and security issues rather than economic growth. People are indifferent about raising the average contribution to €35 in the EU compared to the current level of €0, and about national governments or the European Parliament making decisions. In terms of reforms that people oppose, we find that in terms of costs people do not want to contribute much more to the EU annual budget than €35 per capita per year. When it comes to decision-making, people are strongly opposed to the notion of an elected European President or the Commission taking decisions. They prefer the European Parliament doing so. In terms of membership, they strongly oppose a smaller Union, but interestingly are slightly less opposed to an EU with more member states, although they display a slight preference for the EU in its current size. Finally, people prefer an EU promoting economic growth over other policy goals such as securing energy safety, combating climate change or regulating immigration.

FIGURE 34 Support for EU Reform in 28 Member States



Overall, Figure 34 provides us with a first peak into Europeans' EU reform preferences and shows that making decisions by referenda and making the EU focus more on peace and security are important reform considerations for the average citizen. However, these results for the EU as a whole may mask important cross-national variation. Figures 35A to D below present the same results, but split by region. The interpretation of these graphs is identical to that of Figure 34 except for the fact that the reference point for the status quo when it comes to costs i.e., the annual per capita contribution to the EU budget, varies by region. For the North Eurozone (Figure 37A), the status quo is €67, for the North Non-Eurozone €107, for the South €35, and finally for the East the average contribution per capita is €0.

FIGURE 35A Support for EU Reform in the North Eurozone

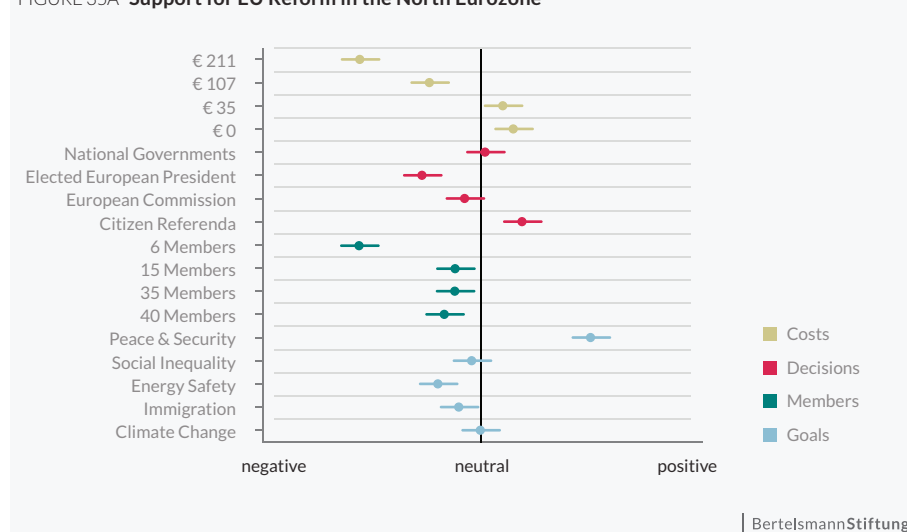
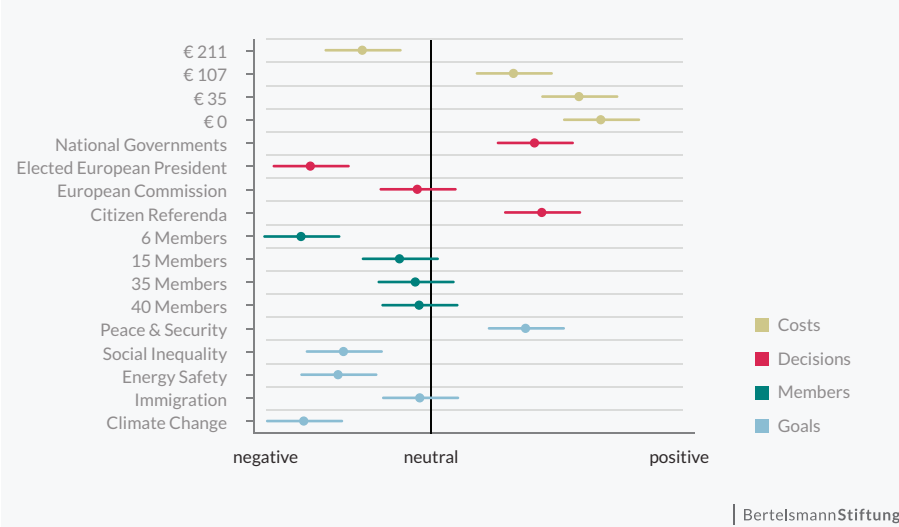


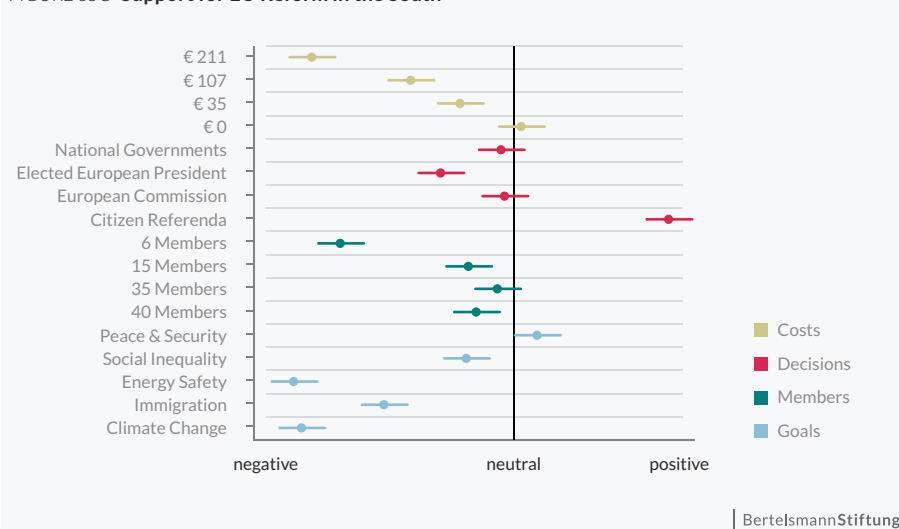
Figure 35A shows that citizens residing in the North Eurozone favour a Union that is slightly cheaper in terms of annual contribution per capita, even though the effects for €0 and €35 compared to the current level of €67 are rather small. They clearly oppose an increase in the annual contribution to a level of €107 or €211. In terms of decision-making, they are indifferent about decisions being made by national governments or the Commission compared to the European Parliament, while they favour citizen referenda. As in the EU as a whole, citizens in the North Eurozone are far from enthusiastic about the notion of an elected European President making decisions. In fact, they clearly oppose it. In terms of membership, they clearly oppose a small EU of only six member states, while they are only slightly negatively inclined to an EU that comprises 15, 35 or 40 member states compared to the current 28. In terms of the policy goals that the EU should pursue, they strongly favour peace and security over economic growth even more so than was the case for the EU28, but an EU that focuses on social inequality, immigration and climate change is equally preferable to one that promotes economic growth. Citizens in the North Eurozone do prefer an EU that focuses on economic growth over one whose primary concern is energy safety.

FIGURE 35B Support for EU Reform in the North non-Eurozone

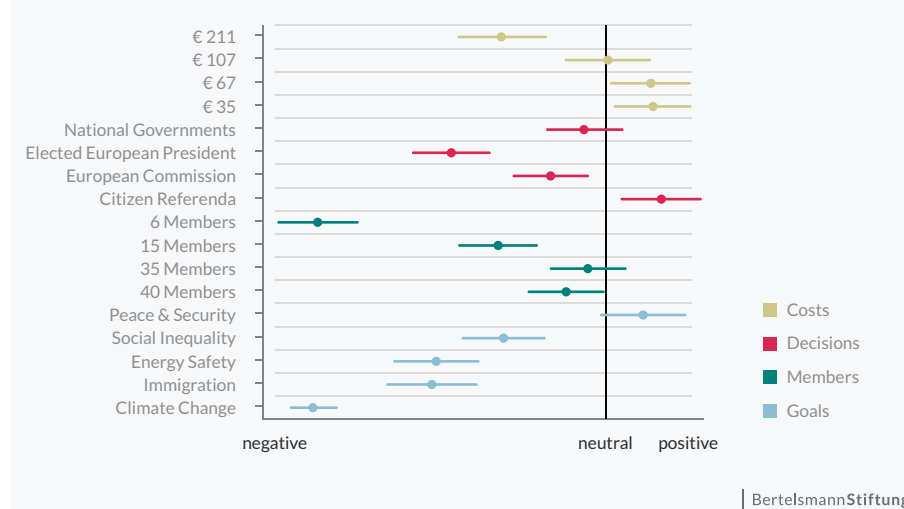


Turning to citizens in the North non-Eurozone, the British, Danes and Swedes display similar reform preferences compared to their counterparts in the North Eurozone, except for their decision-making and policy preferences. Contrary to citizens in the North Eurozone, British, Danes and Swedes are much more in favour of decisions taken either through citizen referenda or by national governments. They seem wearier of EU institutions making decisions, especially were it to be an elected European President. In terms of policy goals that the EU should pursue, peace and security are highest on their agenda, followed by economic growth and immigration (on the latter points, the British, Danes and Swedes are indifferent.) Contrary to the North Eurozone citizens, however, they would be less in favour of an EU focusing on social inequality and climate change.

FIGURE 35C Support for EU Reform in the South



In the South, we find that citizens' strongest preference for change relates to citizen referenda; these are much preferred over decision-making by the European Parliament. Like citizens in the North, they prefer an EU that is cheaper, and oppose a smaller versus a larger EU in terms of member states. When it comes to policy preferences, they differ from the North in that they are indifferent about an EU that focuses on economic growth or one that prioritizes peace and security. Given that the South was hit hard by the Eurozone crisis, a strong preference for an EU that promotes growth should not come as a surprise.

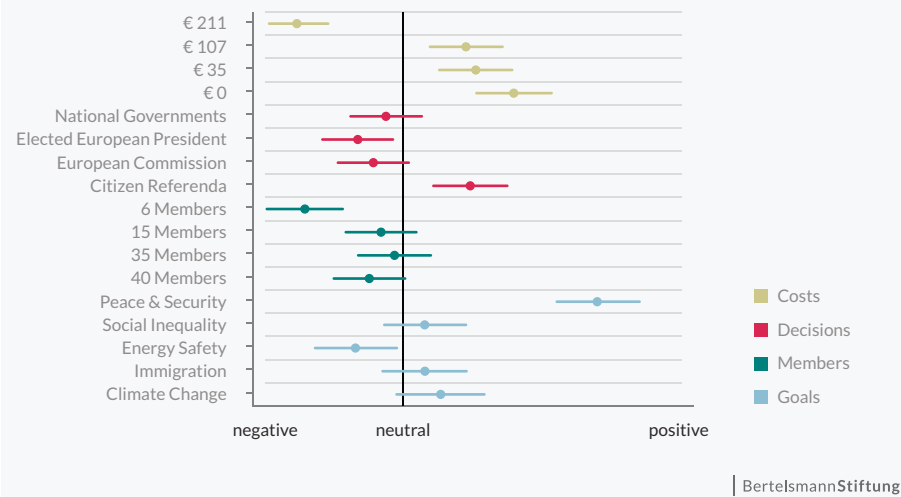
FIGURE 35D **Support for EU Reform in the East**

The final region we consider is the East and these results feature in Figure 35D. People in the East display even more differences from the North than we found for the South. Interestingly, they are willing to do more for the EU than they currently do, paying even up to €107 a year. This pattern deviates from all other regions where citizens are not willing to pay more. Citizens in the East, like those in the North Non-Eurozone, are weary of EU institutions taking decisions, especially a directly elected President. They favour citizen referenda but are indifferent about national government vis-à-vis the European Parliament. They strongly oppose the idea of a smaller EU, and are indifferent about an EU with 28 versus 35 or 40 member states. Finally, like the South, Central- and East-European citizens are most supportive of an EU that deals with economic growth or peace and security, these policy goals are much more preferred to policies like combating climate change or regulating immigration.

How are EU reform preferences distributed across the six big member states? Figures 36A to F show the results of the conjoint experiment in Germany, France, Great Britain, Italy, Spain and Poland, respectively. In Germany, we find that people prefer an EU that is cheaper, and are equally favourable about the prospect of an EU that would have 15, 35 or 40 member states compared to 28. Germans most strongly differ from the EU as a whole in terms of their decision-making or policy preferences. They support decision-making through referenda compared to the European Parliament, but are equally happy with an EU in which decisions are made by national governments or the Commission. Interestingly, they also seem much less opposed to the idea of a directly elected EU

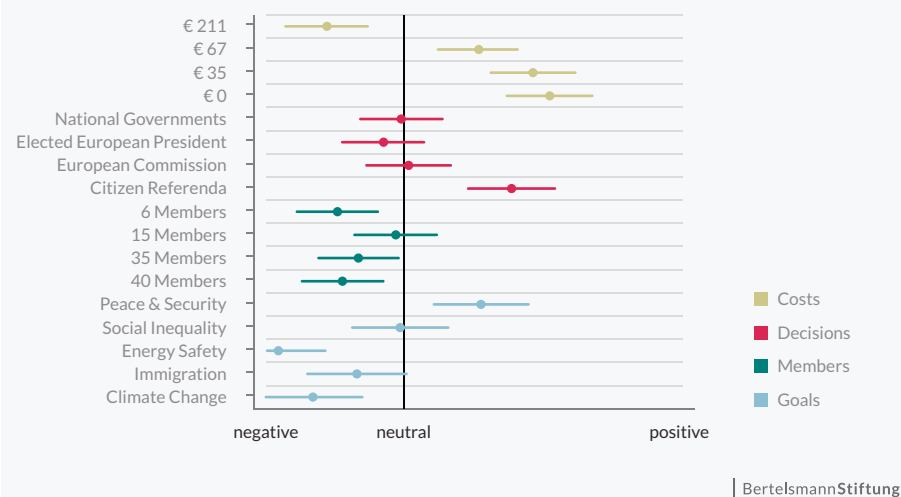
President compared to citizens in the EU as a whole. In terms of policy, German citizens strongly favour peace and security as the EU's main policy goal. Peace and security is preferred over economic growth, but except for slight opposition to energy safety, Germans are indifferent between other goals, such as immigration, climate change or social inequality.

FIGURE 36A Support for EU Reform in Germany



French opinion resemble the Germans' in many respects. But more than the Germans, the French are indifferent about the European Parliament making decisions or a directly elected EU President (Figure 36B). This might reflect their national experience with an elected President. Like the Germans, however, the French do favour decisions being made via citizen referenda, but are indifferent about national governments or an EU institution taking decisions. The French favour the current number of member states over a smaller or larger EU. In terms of policies,

FIGURE 36B Support for EU Reform in France



they differ slightly from the Germans in that they favour an EU that addresses social inequality, immigration and economic growth to an equal extent.

The British hold different opinions about EU reform compared to the Germans and French (Figure 36C). They differ mostly in terms of decision-making preferences as they clearly favour decisions being made by national governments or via EU referenda rather than by the European Parliament. These effects are quite substantial. This British preference for decision-making by national governments is clearly different from the overall EU pattern. In terms of preferred policy goals, they are, like the Germans, in favour of peace and security, followed by immigration and economic growth.

FIGURE 36C Support for EU Reform in Great Britain

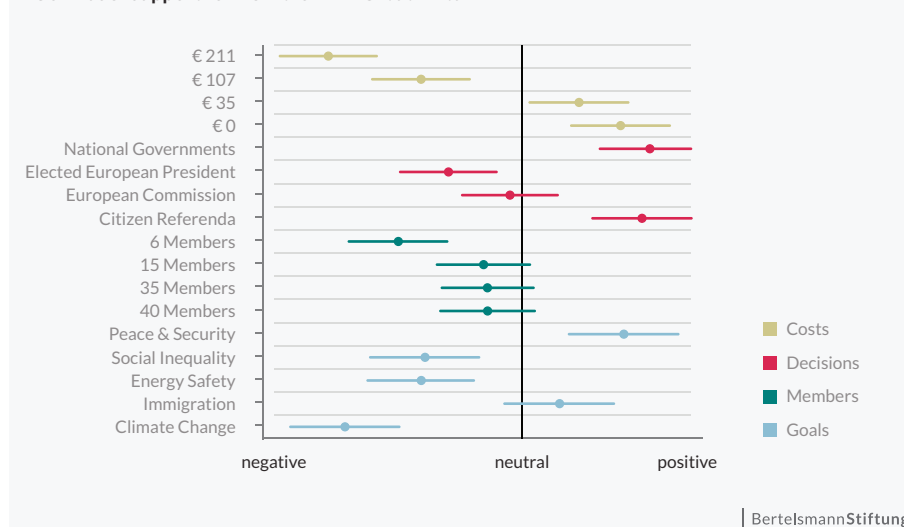


Figure 36D shows the results for the Italian representative sample. The Italians like the British, Germans and French favour a cheaper EU compared to their current contribution of €107 per capita, and want an EU that comprises more than six member states. They, like the citizens in the EU as a whole, favour citizen referenda, and oppose a directly elected EU President. Contrary to the British, Germans and French, however, Italian citizens are strongly in favour of an EU that promotes economic growth, slightly more so than peace and security and immigration.

The results for Spain, which are displayed in Figure 36E, show that like the Italians, Spanish citizens strongly favour citizen referenda over EU decisions being made by the European Parliament. They also favour a bigger EU with at least six member states. Like the Italians, they support an EU reform proposal more when it is focused on promoting economic growth, yet contrary to the Italians they favour growth equally to social inequality and peace and security. Interestingly, in terms of annual costs, Spaniards seem to be willing to pay a bit more for the EU than they currently do. They are equally supportive of a reform proposal that would mean paying €35 compared to their current €0 (they are a net recipient).

FIGURE 36D Support for EU Reform in Italy

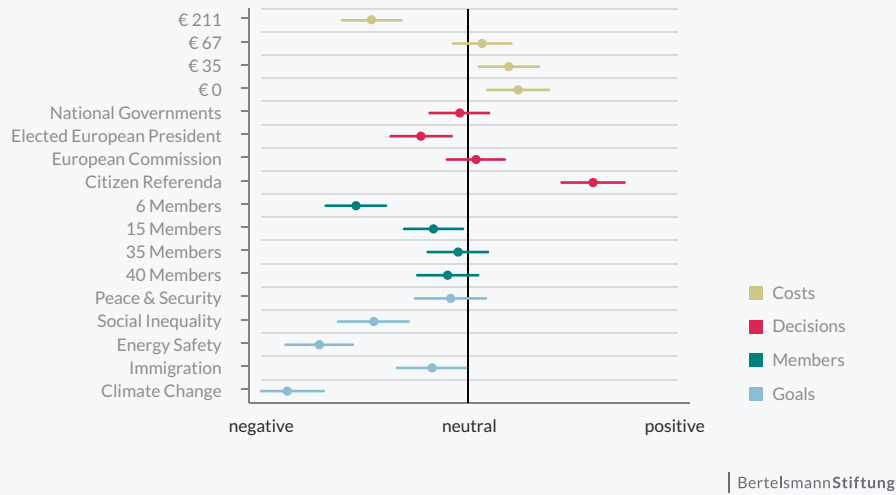
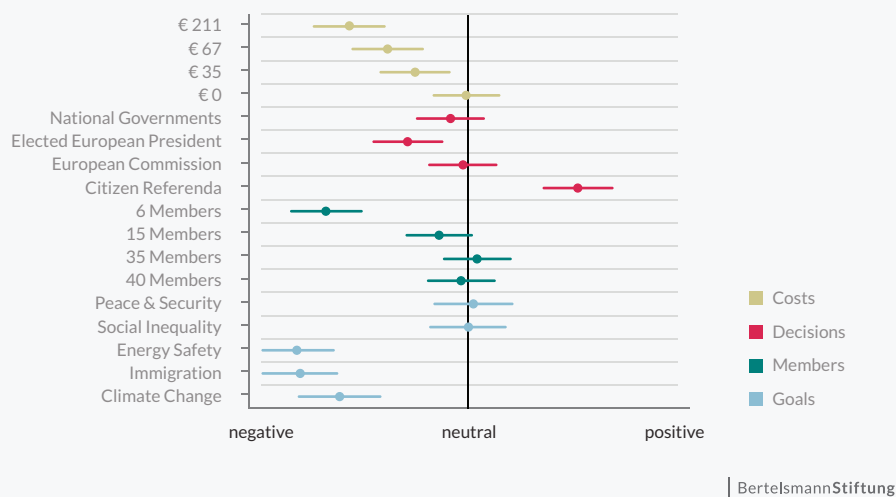


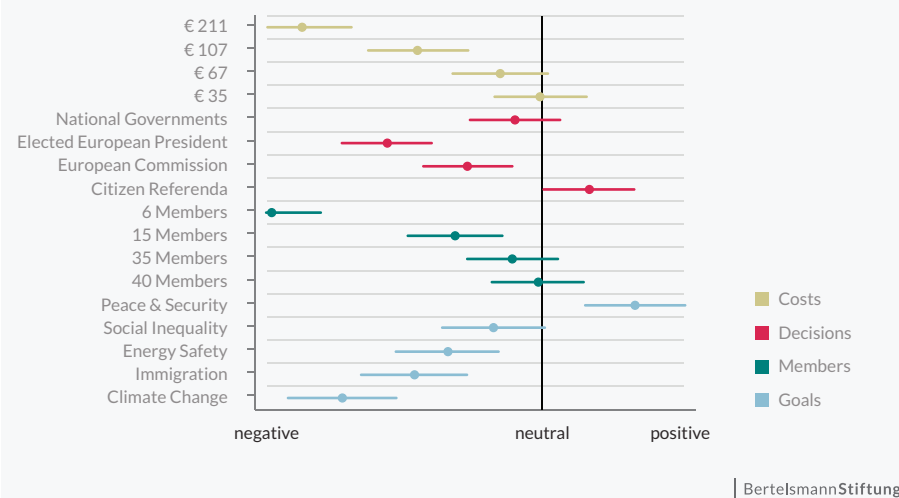
FIGURE 36E Support for EU Reform in Spain




Finally, the Poles are strongly opposed to a smaller EU, and clearly favour an EU that deals with peace and security over economic growth followed by social inequality. Similar to the Italians, they are indifferent about national governments, the Commission or the European Parliament making decisions, while clearly favouring decision-making via citizen referenda. Like the Spaniards, the Poles are currently net recipients, and even willing to pay more than the Spaniards for the EU, namely a contribution of up to €67 per capita annually.

Overall, our inspection of support for EU reform across the EU as a whole, within regions, and in the six largest member states has revealed that people

FIGURE 36F Support for EU Reform in Poland



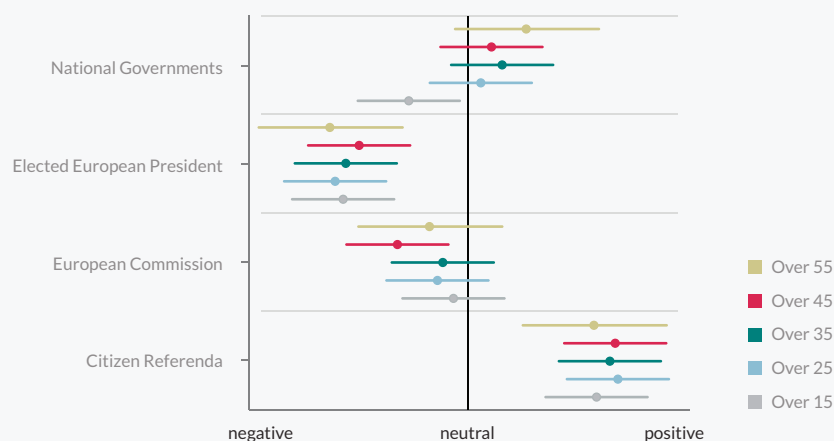
prefer a larger over a smaller Union. They prefer an EU in which citizens make decisions through referenda rather than the European Parliament, their national governments or other EU institutions, and they strongly oppose a directly elected EU President. On average, they feel that the primary policy goal of the Union should be to safeguard peace and security over economic growth. Yet, important cross-national differences exist. For example, the Spaniards and Poles are currently net recipients of the EU budget and are willing to pay slightly more for the EU in the future. The French are equally enthusiastic about the prospect of decisions being taken by directly elected President compared to the European Parliament, while the Brits prefer national governments being in control, at least equally to decision-making via referenda. Finally, we find differences based on people's policy preferences, while people in the South and East care most about economic growth, citizens of the North favour a Union dealing with peace and security and view immigration of equal importance to growth. Now we will turn to individual level differences based on socio-demographics, like age gender, as well as people's levels of EU regime or policy support.



Differences in Support for Reform Proposals Across Generations

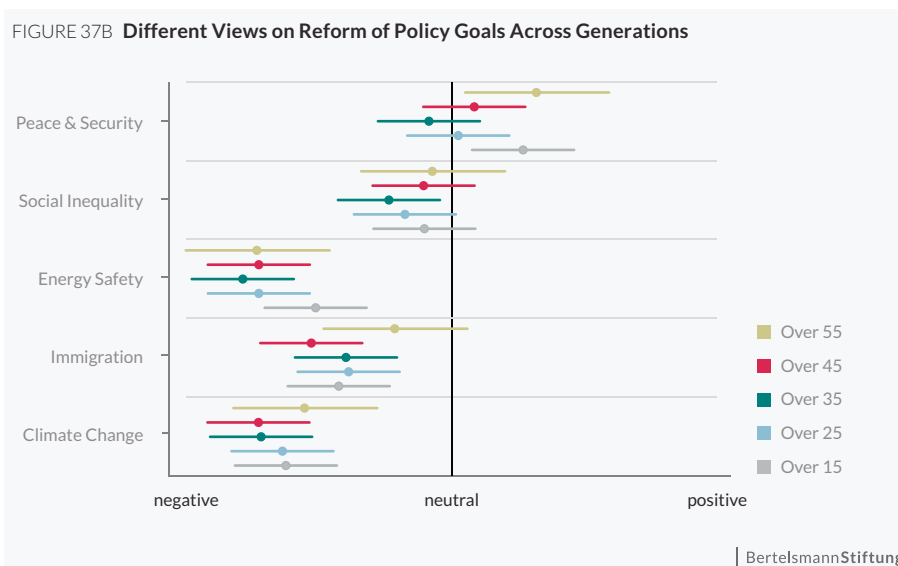
Figures 37A and 37B below show EU reform preferences across generations. We have only plotted divergent preferences for how decisions should be made in the EU and which policy goal should be pursued, as generations largely disagree on costs and the number of member states. They prefer a cheaper Union and are opposed to a smaller number of member states (see figures in the Appendix). Figure 39A shows that while all generations prefer EU reform proposals in which decisions are made via referenda over those in which the European Parliament makes decisions, only the youngest generation of 15 to 25 year-olds opposes decision-making by national governments over decisions being taken by the EP. This lack of enthusiasm about national government involvement in the EU among the young provides an interesting prospect for integration in the future. This generation seems less in favour of intergovernmental decision-making than their slightly older peers.

FIGURE 37A Different Views on Reform of Decision-Making Across Generations



| BertelsmannStiftung

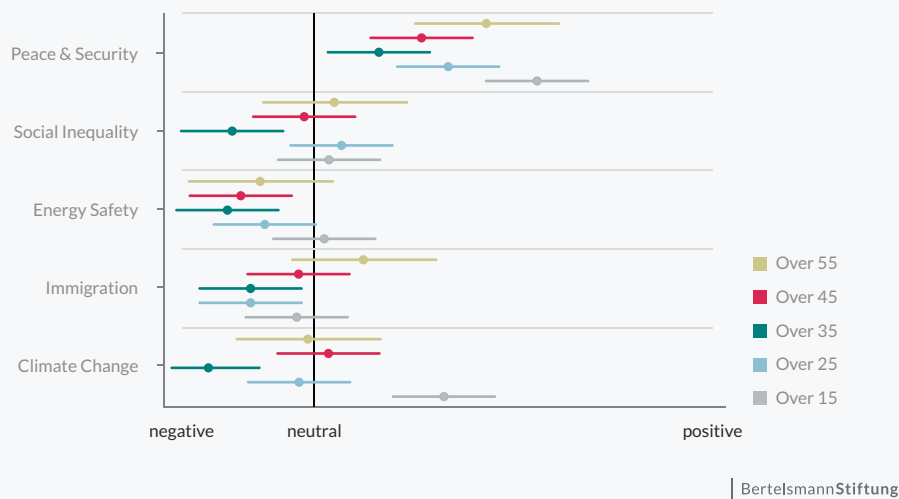
When it comes to policy preferences, we also find interesting differences across generations (Figure 37B). While older generations support an EU that promotes economic growth equally to one that safeguards peace and security, the 15 to 25 year-olds display a slight preference for an EU that deals with peace and security. This effect is of similar size in fact to the one for the over 55 year-olds, although the effect for this demographic fails to reach conventional levels of statistical significance, indicating that for the oldest generation peace and security is also very important, but equal to economic growth. The finding that the youngest generation favours reform proposals in which the primary policy goal of the EU is establishing peace and security is particularly interesting given that many argue that this reason for unification in Europe is something younger people relate to less given that they lack the experience of war. Our results indicate that this commonly held opinion lacks a clear empirical foundation.



Another interesting difference across generations exists when it comes to immigration as an EU policy goal. While citizens younger than 55 prefer EU proposals that promote economic growth over those that regulate immigration, the oldest generation is indifferent between the two.

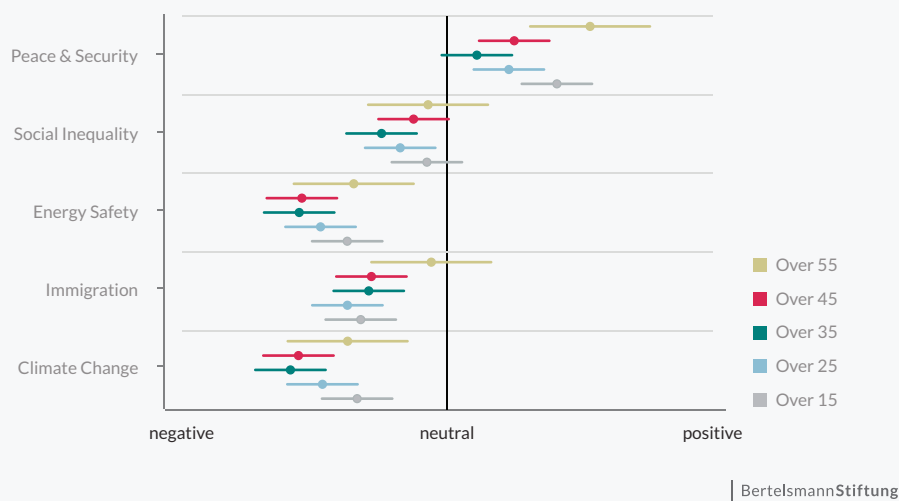
We delve deeper into divergent preferences between generations when it comes to the policy goals that the EU should pursue by exploring these within the different regions (Figures 38A-D). Several interesting findings stand out. In the North Eurozone for example, we find that the youngest generation prefers an EU that maintains peace and security or that fights climate change over one that promotes economic growth, while older generations would like to see peace and security as the primary policy goal of the EU followed by economic growth. We already found that dealing with climate change in an EU context is mainly viewed as important in the North Eurozone (see Figure 38A), these findings suggest that this is especially true for 15 to 25 years-olds.

FIGURE 38A Different Views on Reform of Policy Goals Across Generations in the North Eurozone



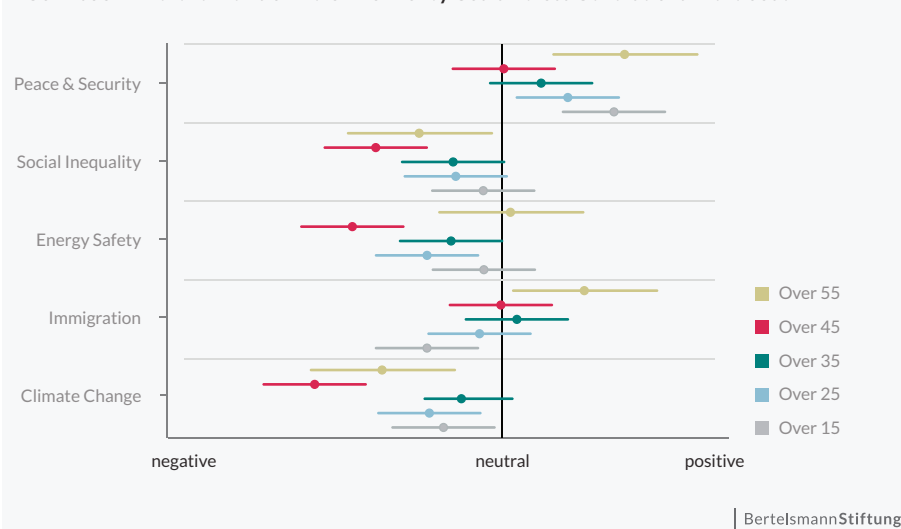
Citizens residing in the North Non-Eurozone prefer policy on immigration equally to economic growth (Figure 35B), but Figure 38B indicates that this is primarily driven by the preferences of the over 55-year-old generation. Younger generations favour an EU that promotes economic growth over one that regulates immigration.

FIGURE 38B Different Views on Reform of Policy Goals Across Generations in the North non-Eurozone



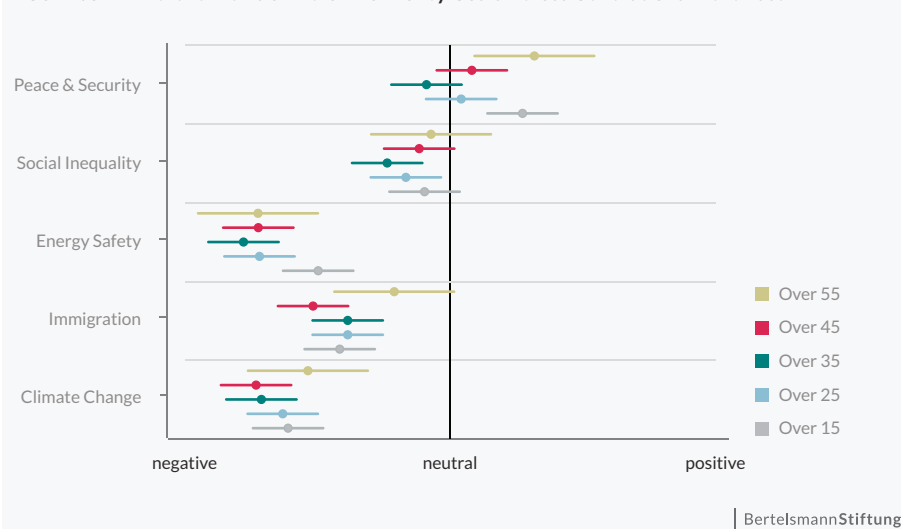
In the South, we find that regulation of immigration is viewed as equally important to the promotion of economic growth in the EU context by all generations except the youngest. Interestingly, both the oldest and youngest generation prefer an EU that maintains peace and security over one that promotes growth. Younger generations are indifferent about an EU fighting climate change to one that secures growth contrary compared to older ones that clearly favour growth (Figure 38C).

FIGURE 38C Different Views on Reform of Policy Goals Across Generations in the South



Finally, Figure 38D shows that generations in the East differ only with respect to their preferences for peace and security and immigration. While the oldest generation favours an EU that regulates immigration equally to one that secures growth, the youngest generation in Eastern Europe has a clear preference for what the main policy goal of the EU should be, namely peace and security.

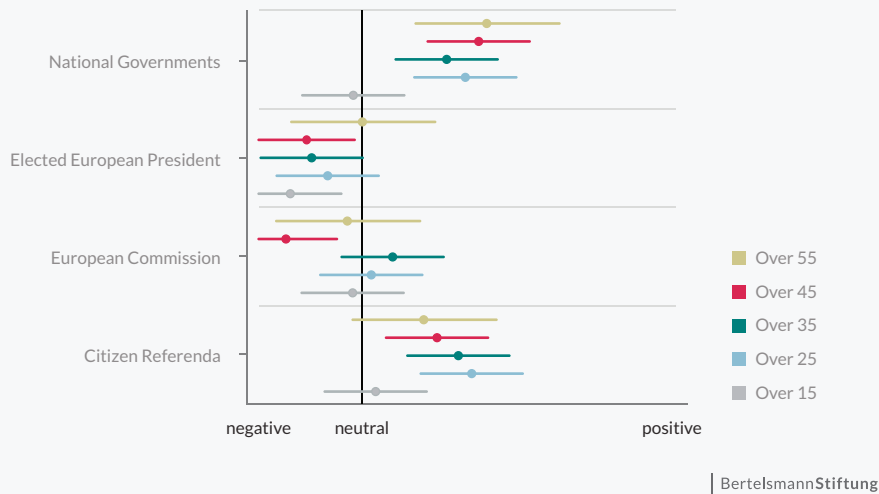
FIGURE 38D Different Views on Reform of Policy Goals Across Generations in the East



Alongside regional variation (for full results see figures in the Appendix), our evidence also provides interesting variation across generations within the six largest member states. Within these six countries, generations differ mainly in terms of their decision-making preferences (for full results see figures in the Appendix). Figure 39A shows that while older generations in Great Britain favour national governments making decisions in the EU over the European Parliament, younger Brits between 15 and 25 are indifferent about the two. Interestingly, the

British results also indicate that the preference for citizen referenda as documented in Figure 36C is not shared by the oldest and youngest generation; they are both indifferent about decisions being taken by referenda or the European Parliament.

FIGURE 39A Different Views on Reform of Decision-Making Across Generations in Great Britain



In Germany, however, we find that citizen referenda as a means to take decisions in the EU is only really supported by citizens over 55. The younger generations favour referenda equally to decision-making by the European Parliament (Figure 39B). All generations in Germany largely agree on other ways in which decisions ought to be taken in the EU. Interestingly, and contrary to the German case, in France we find that younger generations, specifically those below 35, favour citizen referenda over decisions taken by the European Parliament (Figure 39C).

FIGURE 39B Different Views on Reform of Decision-Making Across Generations in Germany

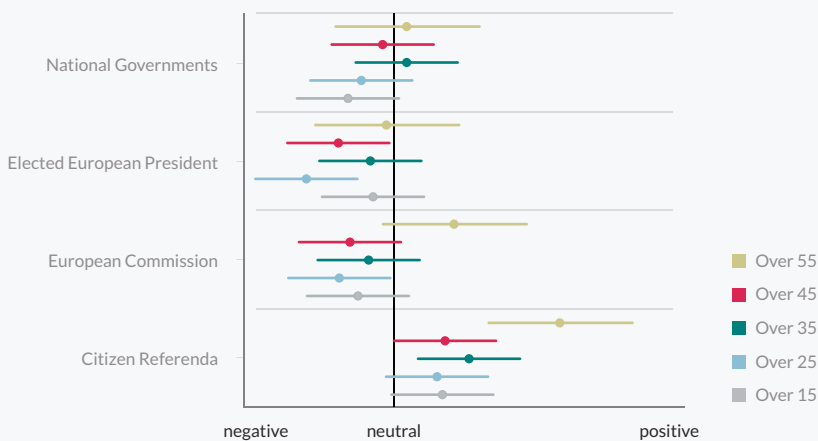
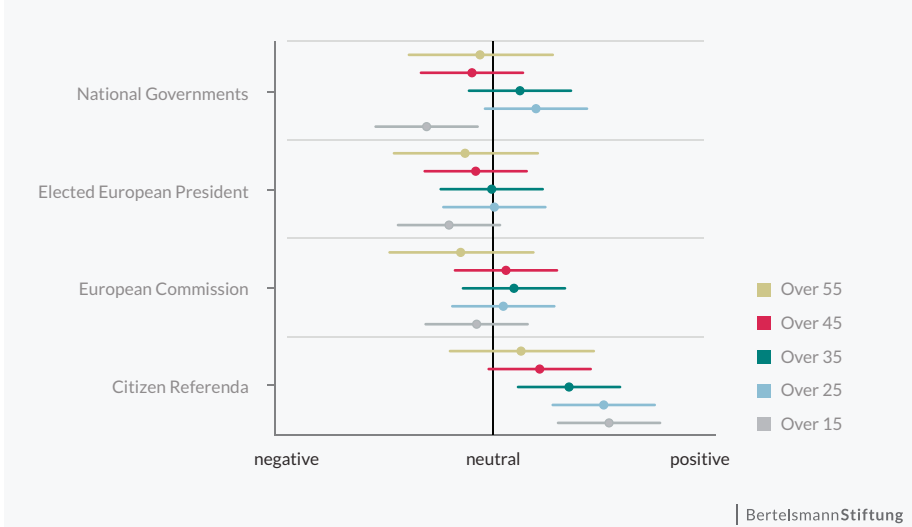
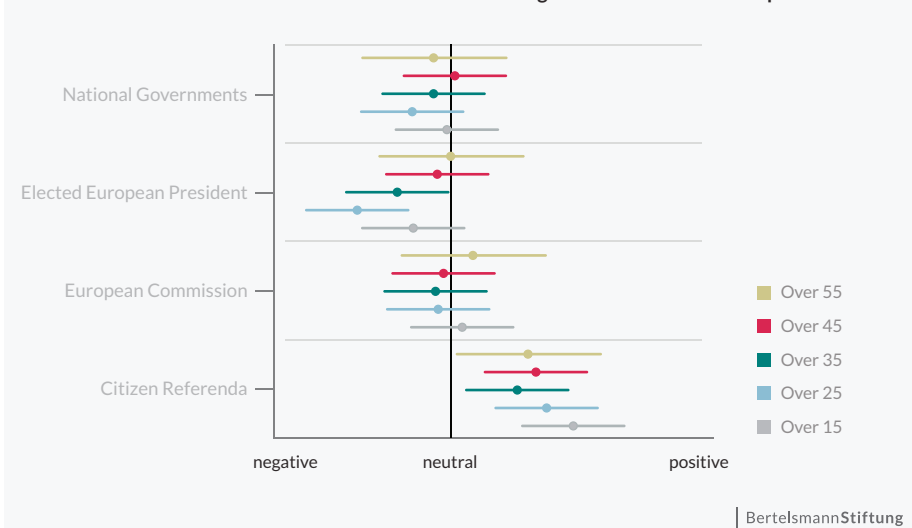


FIGURE 39C Different Views on Reform of Decision-Making Across Generations in France



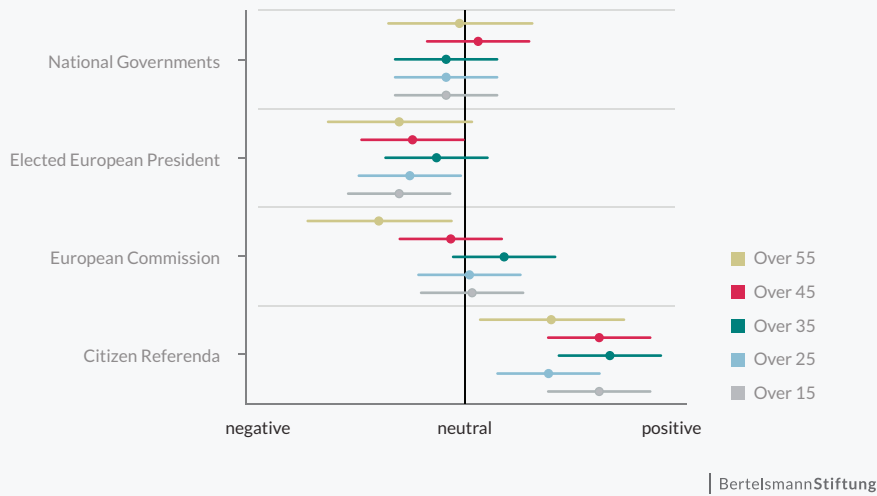
Similar to the French case, and thus contrary to the German findings, we find that younger Spaniards and Italians compared to older generations are much more in favour of decision-making in the EU taking place via citizen referenda rather than through the European Parliament (see Figures 39D–E).

FIGURE 39D Different Views on Reform of Decision-Making Across Generations in Spain



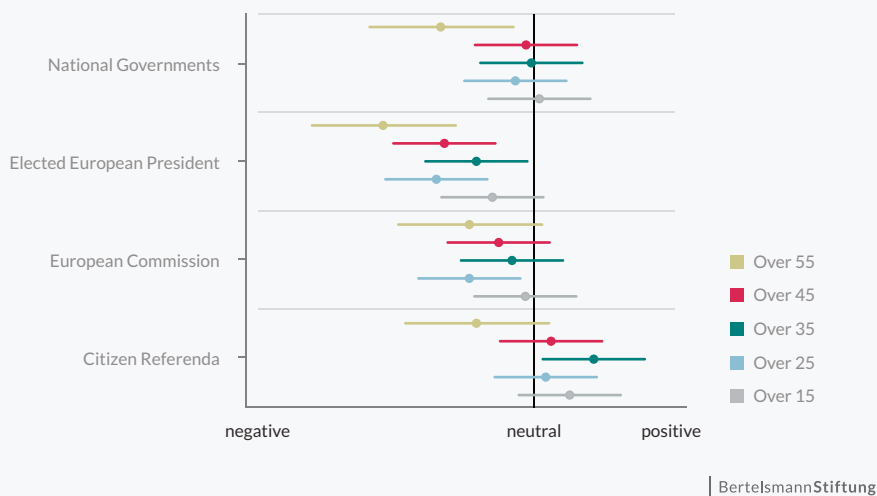
In Poland we find that while older generations are opposed to the notion of a directly elected EU President taking decisions, the youngest generation is indifferent about a President or the European Parliament taking decisions (Figure 39F). In addition, younger Poles are largely indifferent about decision-making via the European Parliament or national governments, while the over-55-year-olds are opposed to the idea of national governments rather than the European Parliament making decisions.


FIGURE 39E Different Views on Reform of Decision-Making Across Generations in Italy



So, when it comes to differences based on age, we find that generations primarily disagree about decision-making and policy goals in the EU. For example in France, Italy and Spain, younger generations favour citizens as the main decision makers via referenda, while in Germany only older generations do. When it comes to policy preferences, we find that both the oldest and youngest generations favour an EU that safeguards peace and security over one that promotes growth. This demonstrates that citizen support for the original idea behind European unification is just not popular among older generations who were experienced World War II, or the Cold War.

FIGURE 39F Different Views on Reform of Decision-Making Across Generations in Poland

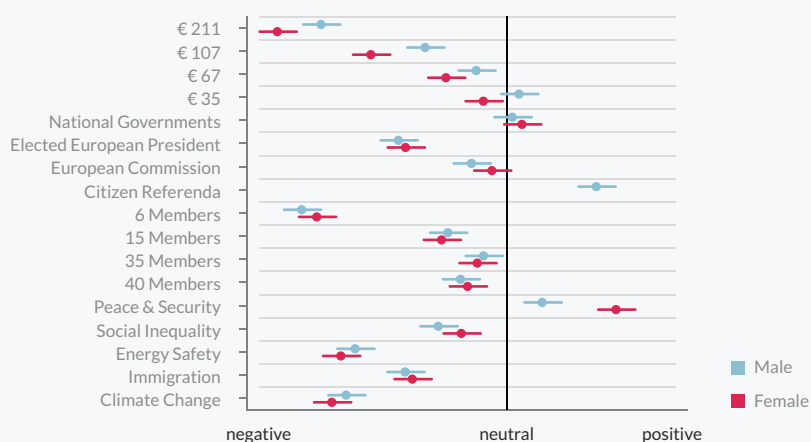





Differences in Support for Reform Proposals Between Men and Women

In the previous section, we uncovered interesting differences between generations. Now we turn our attention to differences between men and women. Figure 40 below provides an overview of the different views about EU reform between men and women in the EU as a whole. Interestingly, we find very few differences between the sexes. The only statistically significant difference exists when it comes to policy preferences: women are more in favour of an EU that deals with peace and security in respect to economic growth than men. On the whole, however, we find no real differences between men and women in the EU as a whole, across regions or within the six largest member states (for full results see figures in the Appendix).

FIGURE 40 Different Views on EU Reform Between Men and Women



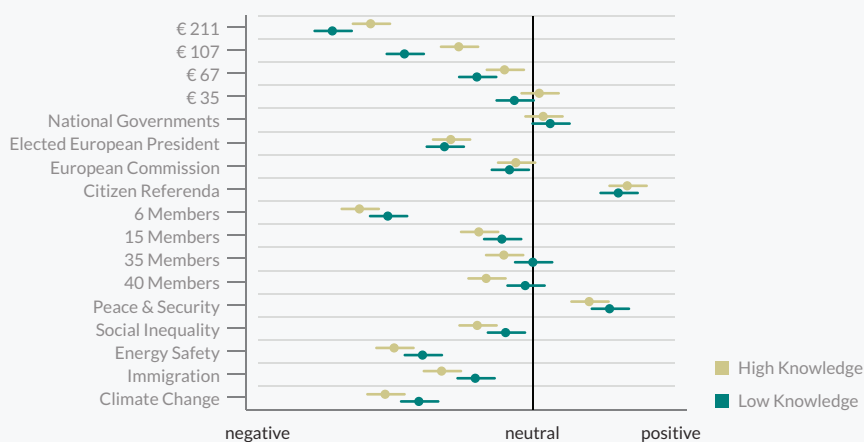
| BertelsmannStiftung



Differences in Support for Reform Proposals Between Eurosceptics and Euro-supporters

Now we turn to differences in EU reform preferences based on level of regime and policy support. In Part I of this report, we provided an overview of EU preferences and demonstrated that on the whole our survey respondents were in fact quite knowledgeable about the EU. In Figure 41 we now explore if people's factual knowledge — i.e., did they know that Switzerland was not an EU member or that not all countries have the same number of European parliamentarians — also mediates their preferences for EU reform. The results indicate that people with high and low knowledge about the EU in fact differ very little in terms of EU reform preferences. People with less knowledge are slightly more in favour of an EU that is cheaper, although these differences are by no means large, and people with higher knowledge demonstrate a clearer preference for an EU of 28 member states or one that is perhaps even larger. Figures in the Appendix present the reform preferences split by EU knowledge across regions and the six largest member states, and indeed show that very little difference exists.

FIGURE 41 Different Views on EU Reform Based on Knowledge About the EU



BertelsmannStiftung

These findings indicate that reform preferences do not differ substantially across citizens with high and low knowledge about the EU. This is in some ways good news for our conjoint experiment. Both respondents with high and low levels of EU knowledge provided coherent preferences that intuitively make sense, that is to say that they all prefer a cheaper EU of more or less the current size that is predominantly designed to safeguard peace and security as well as promote economic growth, and about which they themselves can decide in referenda. Based on the findings we presented in Part I we also know that people differ substantially when it comes to regime and policy support. Although a majority supports membership and further integration, people are much more divided about the Euro and the overall policy direction of the Union. Against this backdrop it seems pertinent to explore if these diverging levels of regime and policy support do in fact mediate EU reform preferences.

Figures 42A and B display people's EU reform preferences by their support for EU and Euro membership. Interestingly, the results are very similar across these two types of support. Membership-sceptics and eurosceptics favour an EU that is cheaper; they are less opposed to a lower number of member states; they favour an EU that deals with peace and security like their counterparts who support membership and the Euro, but differ in that they show indifference regarding whether the EU should regulate immigration or promote economic prosperity. Membership-supporters and Euro-supporters clearly favour growth. Immigration thus seems a key concern for membership-sceptics and eurosceptics. That said, the largest difference between supporters and sceptics stems from their views about who ought to take decisions in the Union. Membership-sceptics and eurosceptics are more opposed to EU institutions taking decisions and strongly favour decisions being made by referenda or national governments rather than by the European Parliament. This latter finding is especially interesting as it suggests that in terms of EU reform preferences, sceptics — either based on membership, the Euro, or both — clearly favour a Union that guarantees more national-based versus European-based control, either by means of citizen referenda in

FIGURE 42A Different Views on EU Reform Based on Membership Support

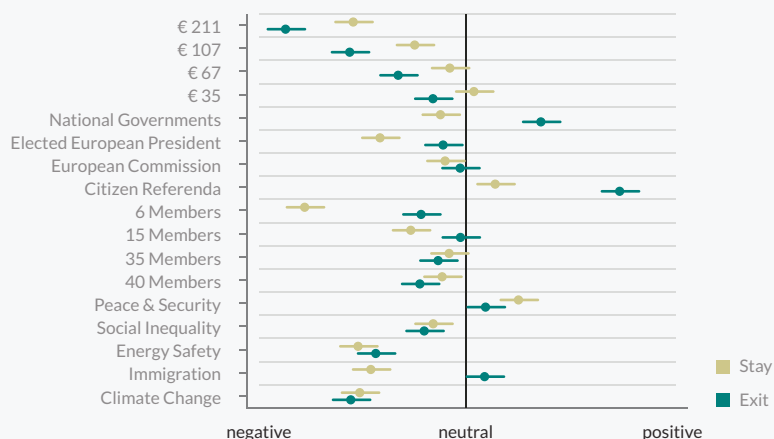


FIGURE 42B Different Views on EU Reform Based on Euro Support

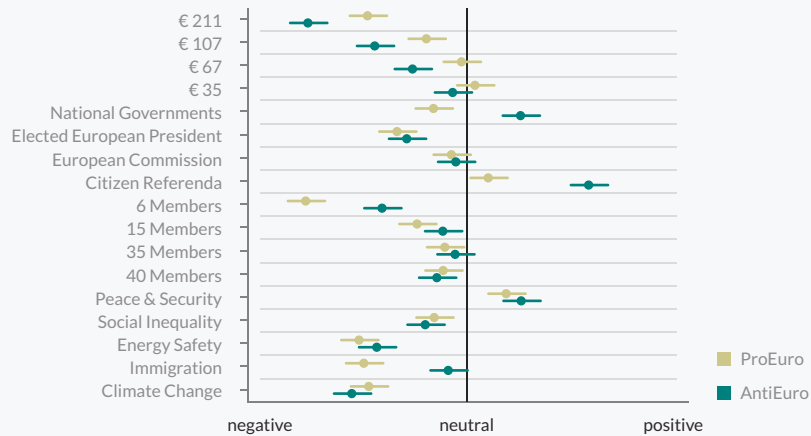
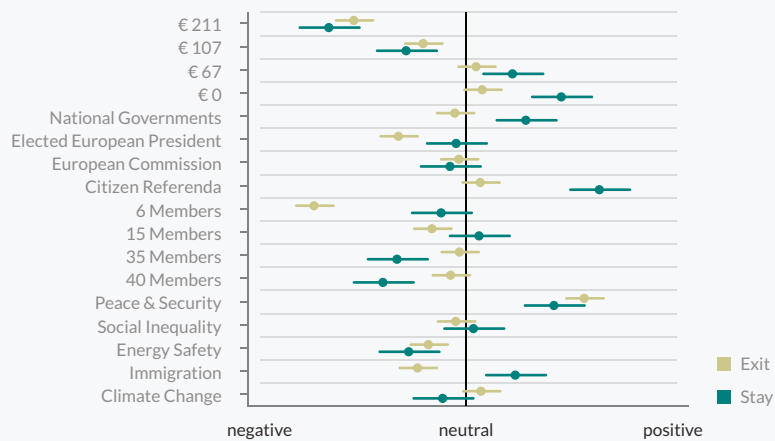


FIGURE 43A Different Views on EU Reform Based on Membership Support in the North Eurozone

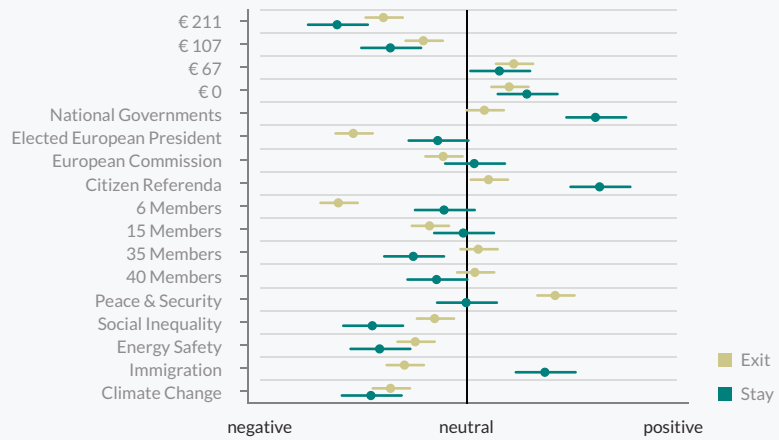


BertelsmannStiftung

which national publics decide or citizen representation via national governments. It is interesting to see that these differences between sceptics and supporters when it comes to membership are stable across regions (Figures 43A–D).

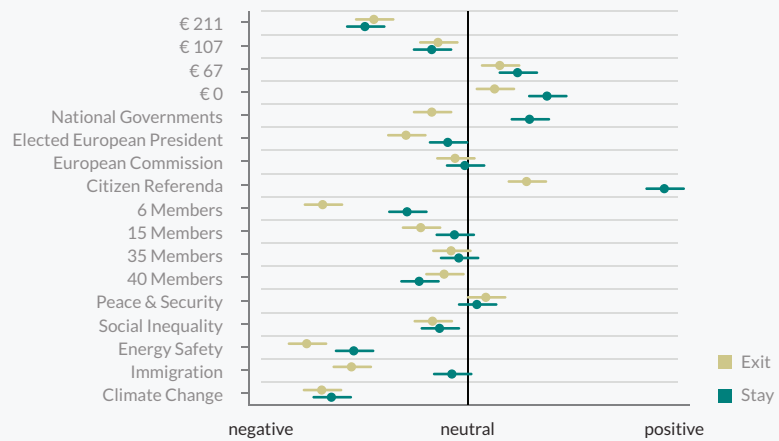
Membership-sceptics in all regions clearly favour national governments or citizens deciding via referenda over the European Parliament. In the North, sceptics also strongly prefer immigration to be the EU's primary policy goal over economic growth, while in the South and East membership-sceptics are show no preference for either immigration and growth. We find very similar patterns across the six largest member states (see figures in the Appendix) and across regions and the big six when it comes to sceptics and supporters of the Euro (see figures in the Appendix).

FIGURE 43B Different Views on EU Reform Based on Membership Support in the North non-Eurozone



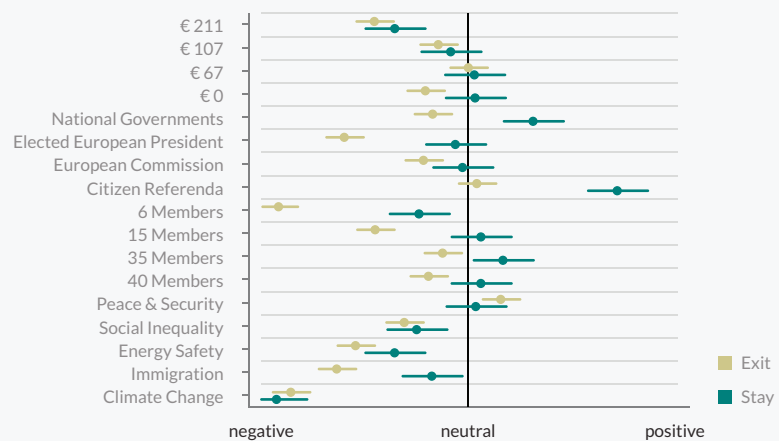
BertelsmannStiftung

FIGURE 43C Different Views on EU Reform Based on Membership Support in the South



BertelsmannStiftung

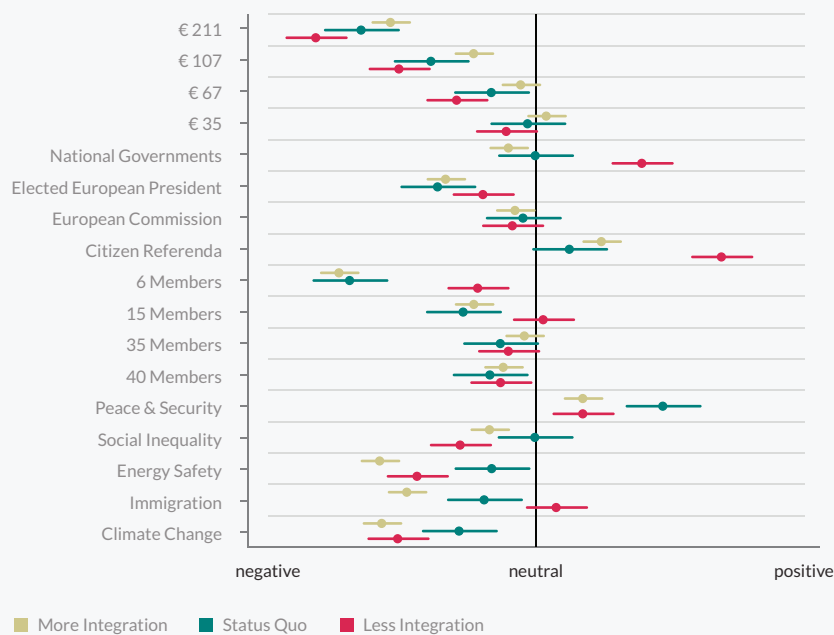
FIGURE 43D Different Views on EU Reform Based on Membership Support in the East



BertelsmannStiftung

Figure 44 shows the differences in EU reform preferences based on people's support for further political and economic integration in Europe. Here we divide respondents into three groups based on their responses to the question: "If you had to choose, which of the following statements best describes your overall attitude towards European integration? 1) We need more political and economic integration across Europe (more integration), 2) Things should remain as they are today (status quo), 3) We need less political and economic integration across Europe (less integration)". The findings indicate that people who favour less political and economic integration in Europe have very similar reform attitudes compared to membership-sceptics and eurosceptics, namely they prefer national governments or citizens in referenda deciding policy in the EU rather than the European Parliament. Also, they favour an EU that regulates immigration equally to one that promotes economic growth. Finally, they prefer an EU that is cheaper compared to those who want more integration or support the status quo.

FIGURE 44 Different Views on EU Reform Based Integration Preferences

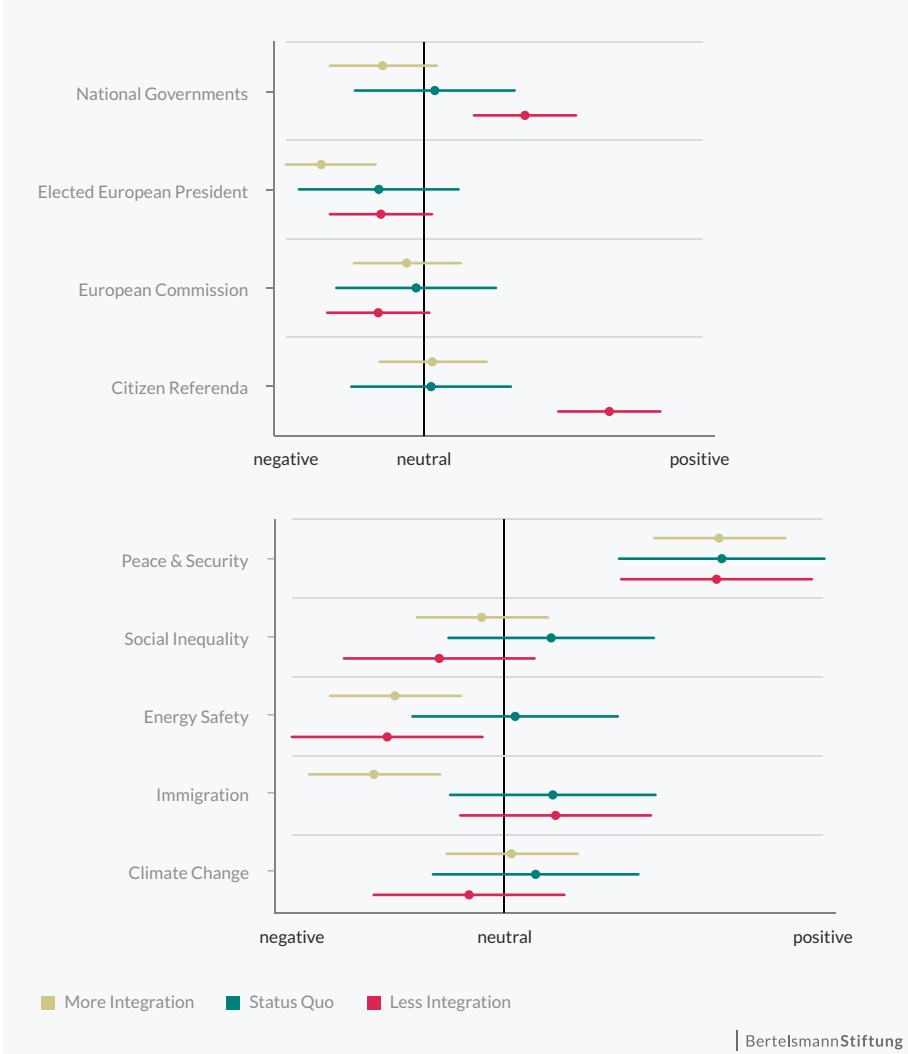


BertelsmannStiftung

People who want less political and economic integration thus differ most from those who want more or those who prefer the status quo based on their decision-making and policy preferences. We will explore these differences in greater depth by comparing regions in Figures 45A-D in the next pages.

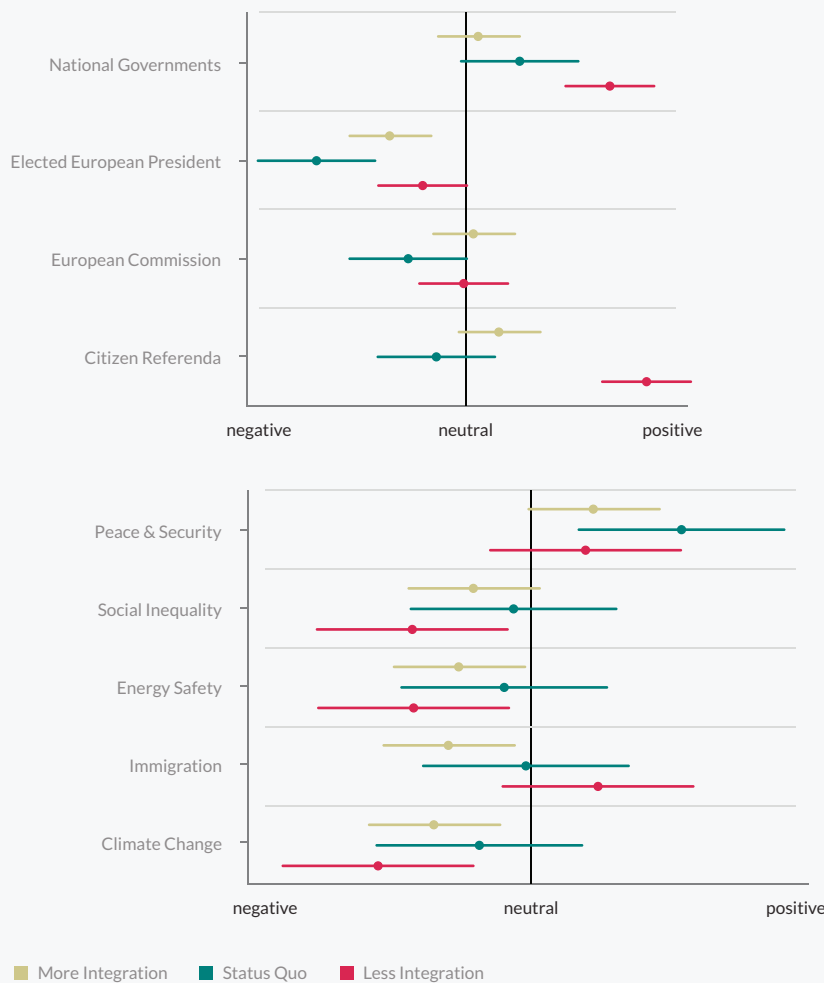
Citizens in the North Eurozone who want less political and economic integration favour an EU in which decisions are made via referenda or through national government representatives, yet they are largely indifferent about any of the EU institutions, Commission, President or European Parliament, making decisions. People who favour more integration in the North Eurozone are largely indifferent about who should take decisions in the Union, with the exception that they clearly oppose the idea of a directly elected European President doing so.

FIGURE 45A Different Views on EU Decision-Making and Policy Goals in the North Eurozone



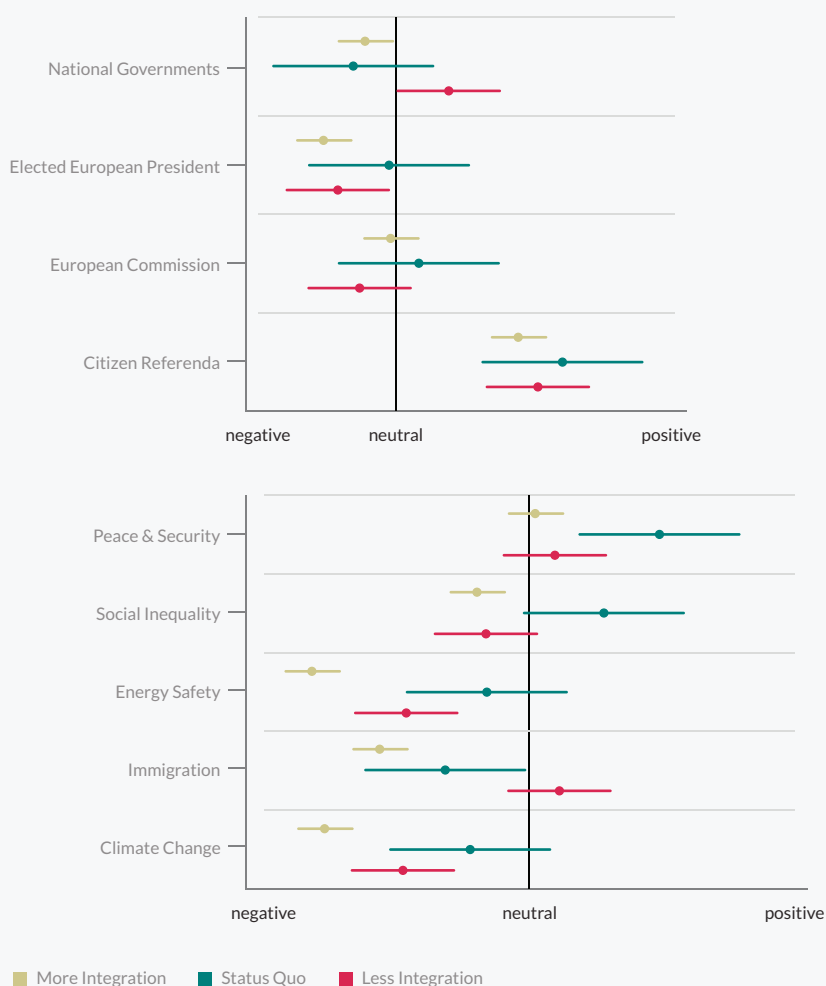
All citizens, regardless of their integration preferences, wish to see an EU that focuses more on peace and security than economic growth, but they are more or less indifferent about growth versus climate change or social inequality. Citizens in the North Eurozone that favour the status quo or want less integration prefer an EU that regulates immigration equally to one that promotes growth.

FIGURE 45B Different Views on EU Decision-Making and Policy Goals in the North non-Eurozone



People in the North non-Eurozone show similar preferences in terms of decision-making compared to those in the North Eurozone, but those who prefer less political and economic integration are clearly more in favour of an EU that regulates immigration over one that facilitates growth (Figure 45B). People who want to see more integration in Europe and reside in the North Non-Eurozone clearly support the promotion of growth over the regulation of immigration as the EU's primary policy goal, while those that favour the status quo are largely indifferent. While in the North Eurozone those that want less integration prefer the EU to focus on maintaining peace and security, those in the North non-Eurozone are indifferent when it comes to a choice between growth and peace and security.

FIGURE 45C Different Views on EU Decision-Making and Policy Goals in the South

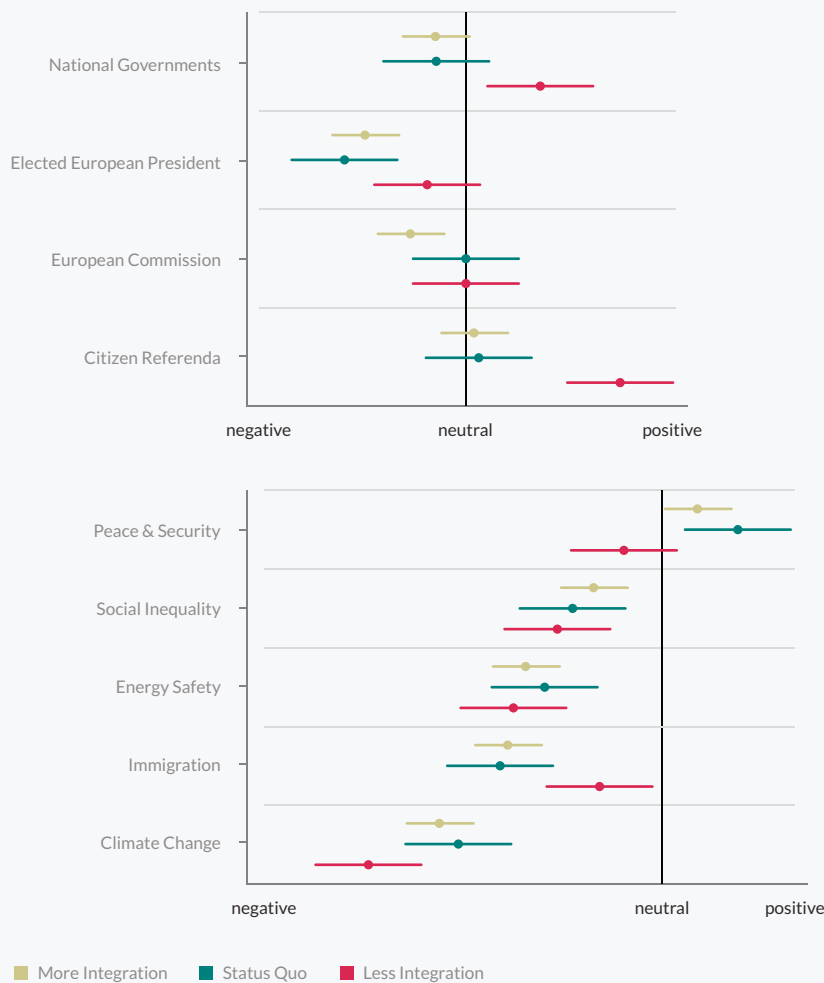


BertelsmannStiftung

Contrary to the North, all people in the South regardless of their EU preferences favour decision-making via referenda (Figure 45C). Those that want less integration are slightly more in favour of national governments taking decisions over the European Parliament compared to those who want more integration, but this difference is only slightly smaller compared to the North. In terms of policy preferences, sceptics of further integration are indifferent between social inequality, peace and security, immigration or growth. These could all be the core policy area the EU should deal with, but they strongly oppose an EU focused on energy safety and climate change over growth.

In terms of policy preferences, we find that the differences between those favouring more, less or the same integration in the East are rather small, except for those in favour of less integration being indifferent between immigration or growth being the EU's primary policy goal (Figure 45D). When it comes to decision-making preferences, those against further integration in the East largely resemble those in the North; they prefer national governments or citizens via referenda taking decisions. Full results can be found in the Appendix, as can those for the six largest countries (see figures in the Appendix).

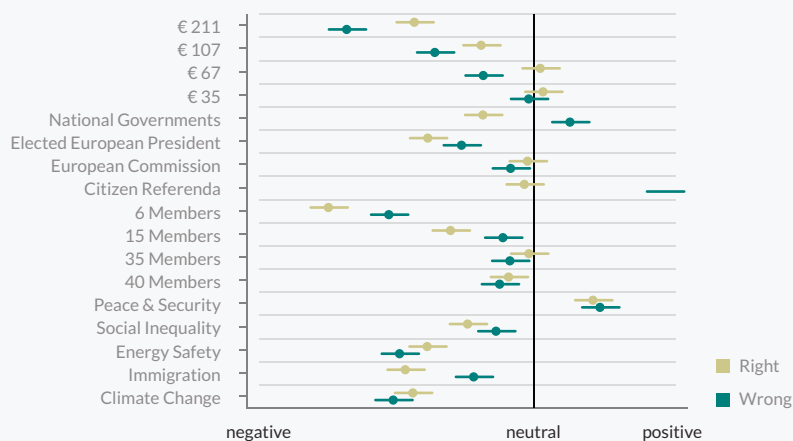
FIGURE 45D Different Views on EU Decision-Making and Policy Goals in the East



| BertelsmannStiftung

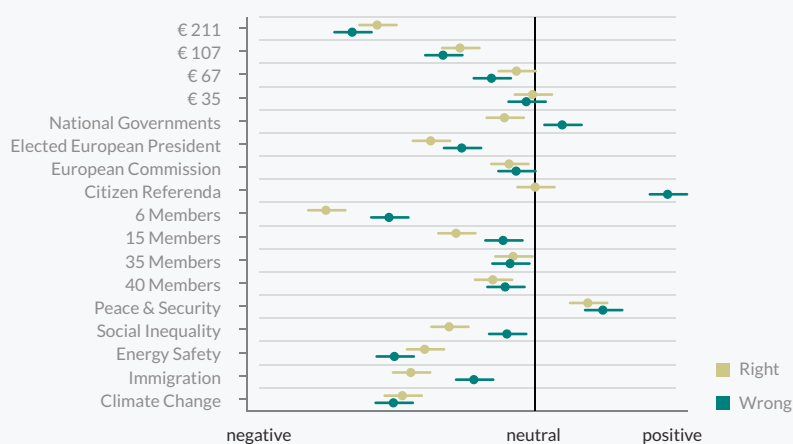
Finally, we turn to how people's views about the overall policy direction in the EU and in their own country mediate their EU reform preferences (Figures 46 and 47 respectively). Interestingly, the results for those who oppose the overall policy direction in the EU are extremely similar compared to those opposing the overall policy direction in their home country. These dissatisfied citizens want the EU to be cheaper, to stick to its current size of 28 member states, and to be ruled by national governments or via citizen referenda. The findings presented in Figures 46 and 47 resemble those for membership-, integration- and Eurosceptics reported earlier when it comes to decision-making preferences. Citizens who are sceptical about policy direction in the EU (and in their home country) wish decisions to be made by national governments and via EU referenda, and not by EU institutions. Those who approve of the overall policy direction in the EU or their national country, however, are indifferent about contributions of €0, €35 or €67 and are strongly oppose to national governments or a directly elected EU President taking decisions in favour of the European Parliament. However they are indifferent about the Commission, the European Parliament or citizens taking decisions via referenda, or an EU of 28, 35 or 40 member states. Citizens who are

FIGURE 46 Different Views on EU Reform Based Evaluation of EU Policy Direction



BertelsmannStiftung

FIGURE 47 Different Views on EU Reform Based Evaluation of National Policy Direction



BertelsmannStiftung

dissatisfied with the policy direction in the EU or their home country differ least from those who are satisfied when it comes to policy preferences. These results are remarkably stable across regions and the six largest member states (see figures in the Appendix).

Overall, the largest difference between supporters and sceptics, be it in terms of membership, the Euro, integration or policies, stems from views about who should to take decisions in the Union. Compared to supporters, sceptics are much more opposed to a Union in which decisions are made by European actors rather than national ones. It seems that the type of EU reform that sceptics most want to see is a move towards more intergovernmental decision making. An increase of national control is preferred either by means of citizen referenda in which national publics decide, or through national governments.

Short Summary of Key Findings

What Stands Out About EU Citizens' European Preferences?

1. Support for membership is high throughout the Union. It is the lowest in Great Britain, even though the majority of Britons would still vote for EU membership in a referendum.
2. The majority of people in the Eurozone support the Euro, and support for the Euro is the highest in the southern member states, even though these populations were hardest hit by the Eurozone crisis. That said, citizens in non-Eurozone countries strongly oppose the Euro, and support for the Euro is lowest in Great Britain.
3. On average, people favour more political and economic integration in the future. But this support is slightly higher in countries that are part of the Eurozone. It is especially high in the southern member states. The fact that southern member states are on average more supportive of integration is interesting as they have experienced the adverse impact of the Eurozone crisis and had to deal with controversial austerity policies as a result.
4. While support for the European system (measured by support for membership and in the Eurozone support for the Euro) is high, European policy support is low. EU citizens are dissatisfied with policy direction in the EU, more so in the South, and especially in Italy. That said, people are equally dissatisfied with policy direction in their home country, though less in Germany and Great Britain.
5. Europeans see the opening of borders and economic growth as the EU's biggest achievements, while they view peace and security and the fostering of economic growth as Europe's biggest policy needs.
6. When asked if they would talk positively or negatively about the EU to friends, EU citizens are on average equally likely to do either. Yet, people in non-Eurozone countries are more optimistic, a difference driven primarily by citizens in the East. The Danish, British and Swedish are more negative.
7. EU citizens are on average positive about German leadership in the Union, although in the South, Germany's role in the Eurozone crisis is evaluated quite negatively. Interestingly, however, the results suggest that the youngest generation of 15- to 25-year-olds in the South hold the most positive views about German leadership.

What Stands Out About Preferences for EU Reform?

1. On average, people prefer an EU that is not too expensive, and of more or less the current size (28 member states). They want an EU that is predominantly designed to safeguard peace and security, as well as to promote economic growth, and about which they themselves can make decisions in referenda.
2. People in the EU as a whole strongly oppose the idea of a directly elected EU President taking decisions, even those that clearly favour more political and economic integration in the future. People are on average largely indifferent about national governments or the European Parliament being the key decision-makers.
3. Important cross-national differences in EU reform preferences exist. For example, the Spaniards and Poles, currently net recipients of the EU budget, are willing to pay more for the EU in the future, while Britons, French, Germans and Italians — all net contributors — are not. The French are equally enthusiastic about the prospect of decisions being taken by a directly elected President compared to the European Parliament, while the British clearly prefer national governments being in control or decisions being made through referenda. Finally, we find differences based on policy preferences: while people in the South and East care about economic growth, citizens of the North favour a Union dealing with peace and security. They view the regulation of immigration as equally important to growth.
4. Although we find no differences based on gender, EU reform preferences do differ based on age. Generations primarily disagree about who should take decisions in the EU and what policy goals the EU should focus on. In France, Italy and Spain for example, younger generations favour decision-making via referenda rather than the European Parliament, while in Germany, older generations do. When it comes to policy preferences, we find that both the oldest and youngest generations in the EU favour an EU that safeguards peace and security over one that promotes growth.
5. When it comes to how EU preferences mediate support for EU reform, we find no differences based on level of EU knowledge. Yet, we do find clear differences based on Europeans' overall scepticism about the EU. Regardless of whether people are sceptical about their country's membership in the Union, the Euro, further political and economic integration, or the overall policy direction in the Union, sceptics differ primarily in their views about who ought to take decisions. In contrast to supporters, sceptics are much more opposed to a Union in which European actors make policy. The type of EU reform that sceptics most want to see is towards more national control, either by means of citizen referenda, in which national publics decide, or through national governments.
6. Alongside more intergovernmental decision-making, sceptics also value an EU that regulates immigration more; some even prefer it to one that promotes economic growth.

Concluding Remarks

This report provides the first in-depth examination of public support for different EU reform proposals across member states; it also presents insight into Europeans' support for the EU as such and its policies. The findings lead to four conclusions. First, while regime support — manifesting itself in positive citizen preferences about membership, further political and economic integration, and in the Eurozone about the Euro — is high throughout the Union, satisfaction with the overall policy direction in the Union is not. Although in July 2015 Europeans generally subscribe to the idea of a united Europe, they are worried about Brussels' overall policy direction. While EU citizens view the opening of borders and economic growth as the EU's biggest achievements, they view peace and security and the fostering of economic growth as Europe's biggest policy challenges. Those who are more opposed to the idea of the EU also view the regulation of immigration as a key policy challenge for the EU. On the one hand, these findings are reassuring for proponents of the European project: even at a time of considerable economic and political turmoil in the Union, support for the EU is considerable. Yet, on the other hand, they give rise to concern. If the actions of elites fail to meet public expectations over a long period of time, a decrease in policy support for the EU may lead to a decrease in regime support and thus threaten the popular legitimacy of the project as a whole (see Scharpf 1999). Against this backdrop, it is crucial for the Union to undertake some kind of reform to meet citizen demand, especially when it comes to specific policies.

This leads us to the second conclusion, namely concerning the kind of change that citizens wish to see — and which could secure support for the Union in years to come. We find that while people are indifferent to raising the average annual contribution to €35 (compared to the current level of €0 per capita), they are not willing to pay much more than that. In terms of decision-making, they prefer citizen referenda. Of all of the EU actors, they prefer the European Parliament to take decisions, and are strongly opposed to the notion of an elected European President. In terms of size, they favour the status quo of 28 member states. And when it comes to policy, EU citizens prefer an EU that focuses on peace and security issues, and after that promotes economic growth.

Yet, we also find that key differences exist, especially between those who are more supportive versus those who are more sceptical about the EU. Regardless of people being sceptical about their country's membership in the Union, the Euro, further political and economic integration or the overall policy direction in the Union, sceptics differ primarily in their views about who should take decisions in the Union. In contrast to supporters, sceptics are much more opposed to a Union in which EU actors decide on policy. The type of EU reform that sceptics most want to see is a move towards more national control, either by means of citizen referenda in which national publics decide or through national governments. Alongside more intergovernmental decision making, sceptics also value an EU that regulates immigration more, with some even preferring it to one that promotes economic growth. The problem with catering to the preferences of sceptics is that it could alienate those who are supportive of the EU. For example, allowing more intergovernmental decision-making would foster support among those most critical, but at the same time it would most likely alienate younger generations of Europeans. Hence, simultaneously addressing the reform preferences of sceptics and supporters, of the young and the old, and of people from different regions may prove very difficult.

There are some reforms that could be implemented that would increase support among many groups throughout the EU. Interestingly, our results indicate that people care deeply about who governs them. We know from democratic theory that people do care about getting what they want, at least some of the time, in a representative democratic system like the EU. But they are also concerned about procedural aspects. In the words of the famous democratic theorist Robert Dahl (1989: 108): “*each person should receive an [...] equal chance to gain the scarce item*”. In any representative system, the procedural aspect is particularly important as individuals rarely get everything they want in terms of policy outputs. What counts then is the belief that institutions provide a fair articulation of one’s interests. One reform that most people agree on in this context is that they would like to have the possibility to be directly included in the decision-making process via referenda. Given current challenges (making the Eurozone function properly, making the Schengen regime effective, etc.) several institutional reform options can be considered. Political scientist Simon Hix of the London School of Economics recently distinguished between minimalist and maximalist reform options. Minimalist reforms would require more scrutiny by national parliaments and oversight of the Euro Group by the European Parliament for example, while maximalist reforms could imply a series of referenda to ratify a new institutional architecture and the direct election of an EU President (Hix 2014). The findings presented here suggest that a maximalist reform option that involves referenda as a means to ratify a new institutional structure would most likely increase support, yet a direct election of an EU President might have the opposite effect. Hence, we could consider a middle option: the current institutional architecture could be reformed by giving national parliaments and the European Parliament more influence in many more aspects of fiscal and monetary cooperation, like approving austerity packages or any type of national reform. In addition, we could more closely scrutinize the activities of the Council, Commission and Central Bank, all of which would need to be approved through a series of citizen referenda in all 28 member states, or at least within the Eurozone. When considering other steps in the integration process, soliciting citizen preferences through referenda may prove a useful means of fostering support. This might be a fruitful way to give citizens the feeling that they are in control when it comes to what happens in Brussels.

A third and final conclusion is that the Eurozone crisis seems to have left a mark on public opinion. Contrary to findings in the past, citizens in Europe today, and especially those within the Eurozone, are more knowledgeable about the EU. This increased knowledge may not necessarily have led to more approval. While support for the EU as such is high, policy support is not. Hence, a more attentive citizenship makes it even more important for the EU to perform, not only in terms of outcomes but also in terms of procedures, regarding the way in which decisions and policies are made. The idea attributed to the Europe’s founding father Jean Monnet — that “*Europe’s nations should be guided towards the super-state without their people understanding what is happening. This can be accomplished by successive steps, each disguised as having an economic purpose, but which will eventually and irreversibly lead to federation*” — is no longer realistic, if it ever was (Podmore 2008: 235). The Eurozone crisis has also put the question of German leadership in the Union at the forefront of public debate, especially in the South. In the southern member states, Germany’s role in the Union is deeply divisive with a majority of the populations there disapproving of it. The question will be

how these perceptions will develop in the future. Given that the youngest generation (15- to 25-year-olds) favours a strong German role, perhaps we can be optimistic that the divisions created in the Eurozone crisis between creditor and debtor nations will not be long-lasting. Yet, crucially, this will depend on how the EU is able to cater to the demands of citizens both in the bailout-battered South and the richer North.

Fourth and finally, although the permissive consensus that characterized the Union until the 1990s is clearly over, some features of support remain today. The notion of the permissive consensus is the idea that elites decide where cooperation is most beneficial to securing peace and prosperity — and that citizens largely follow them. The latter is no longer true today: European citizens actively monitor the course of integration, and where necessary voice their fears and objections in referenda or European and national elections. Safeguarding peace and security, and promoting economic growth, are the key policy goals that citizens wish the EU to focus on. Given the threats to Europe's borders, be it the conflict in Ukraine or in the Middle East, the first sentence of the Schuman declaration drafted over six decades ago seems as appropriate as ever: *"Peace cannot be safeguarded without the making of creative efforts proportionate to the dangers which threaten it."* Citizens in Europe, young and old, today and in the past, care deeply about securing peace and prosperity on the continent.

References

- Anderson, C.J. (1998), 'When in Doubt Use Proxies: Attitudes to Domestic Politics and Support for the EU', *Comparative Political Studies*, 31: 569–601.
- Anderson, C.J. and Guillory, C.A. (1997), 'Political Institutions and Satisfaction with Democracy: A Cross-National Analysis of Consensus and Majoritarian Systems', *American Political Science Review* 91(1): 66–81.
- Anderson, C.J. and Reichert, M.S. (1995), 'Economic Benefits and Support for Membership in the EU: A Cross-National Analysis', *Journal of Public Policy*, 15: 231–49.
- Bechtel, M., Hainmueller, J. and Margalit, Y. (2014) 'Preferences for International Redistribution: The Divide over The Eurozone Bailouts', *American Journal of Political Science*, 58(4): 835–856.
- Bechtel, M. and Scheve, K. (2013), 'Mass Support for Climate Change Depends on Institutional Design', *Proceedings of the National Academy of Sciences*, 110:13: 13763–68.
- Converse, P.E. (1964), 'The Nature of Belief Systems in Mass Publics', in D.A. Apter (ed.), *Ideology and Discontent* (London: Free Press of Glencoe): 206–61.
- Dahl, R. (1989), *Democracy and Its Critics*. New Haven: Yale University Press.
- Delli Carpini, M.X., and Scott Keeter (1996), *What Americans Know about Politics and Why it Matters*. New Haven: Yale University Press.
- De Vries, C.E. (2007), 'Sleeping Giant: Fact or Fairytale? How European Integration Affects Vote Choice in National Elections', *European Union Politics*, 8(3): 363–85.
- De Vries, C.E. and Edwards, E.E. (2009), 'Taking Europe to its Extremes: Extremist Parties and Public Euroscepticism', *Party Politics*, 15(1): 5–28.
- De Vries, C.E. (2013), 'Ambivalent Europeans? Public Support for European Integration in East and West', *Government & Opposition* 48(3): 434–461.
- De Vries, C.E. and Steenbergen, M.R. (2013), 'Variable Opinions: The Predictability of Support for Unification in Mass European Publics', *Journal of Political Marketing* 12(1): 121–141.
- De Vries, C.E., Van der Brug, W., Van Egmond, M. H. and Van der Eijk, C. (2011), 'Individual and Contextual Variation in EU Issue Voting: The Role of Political Information', *Electoral Studies* 30(1): 16–28.
- De Wilde, P. and Trenz, H.J. (2012), 'Denouncing European Integration: Euroscepticism as Policy Contestation.' *European Journal of Social Theory* 15 (4): 537–554.
- Dixton, J.C. and A.S. Fullerton (2014), 'For and Against European Union Expansion: Examining Mixed opinion on Enlargement and Specific Countries' Entries.' *International Journal of Comparative Sociology* 55: 357–378.
- Easton, D. (1965) *A Framework for Political Analysis*, Englewood Cliffs: Prentice-Hall.
- European Commission (2013) *Blueprint for a Deep and Genuine Economic and Monetary Union*. http://ec.europa.eu/archives/commission_2010-2014/President/news/archives/2012/11/pdf/blueprint_en.pdf.
- Føllesdal, A., and Hix, S. (2006), 'Why there is a Democratic Deficit in the EU: A Response to Majone and Moravcsik', *Journal of Common Market Studies*, 44 (3): 533–562.
- Gabel, M.J. (1998), *Interests and Integration: Market Liberalization, Public Opinion, and European Union*. Ann Arbor, MI: University of Michigan Press.
- Hainmueller, J., Hopkins, D. J. and Yamamoto, T. (2014) 'Causal Inference in Conjoint Analysis: Understanding Multi-Dimensional Choices via Stated Preference Experiments', *Political Analysis* 22(1): 1–30.
- Hix, Simon (2014), 'Democratizing a Macroeconomic Union in Europe', in Cramme, O. and S. B. Hobolt (eds.) *Democratic Politics in a Union Under Stress*. Oxford: Oxford University Press.

- Hobolt, S.B. (2009), *Europe in Question: Referendums on European Integration*. Oxford: Oxford University Press.
- Hobolt, S.B. (2012), 'Public Opinion and Integration', in: Jones, E. Menon, A. and Weatherill, S. (eds) *The Oxford Handbook of the European Union*. Oxford: Oxford University Press.
- Hobolt, S.B. and De Vries, C.E. (2015), 'Public Support for European Integration', *Annual Review of Political Science*.
- Hobolt, S.B., Spoon, J.-J. and Tilley, J. (2009), 'A Vote against Europe? Explaining Defection at the 1999 and 2004 European Parliament Elections', *British Journal of Political Science*, 39(1): 93–115.
- Holsti, O.R. (1992), 'Public Opinion and Foreign Policy: Challenges to the Almond–Lippmann Consensus', *International Studies Quarterly*, 36: 439–66.
- Hooghe, L. (2003), *Europe Divided? Elites vs. Public Opinion on European Integration*. European Union Politics, 4(3): 281–304.
- Hooghe, L. and Marks, G. (2001), *Multi-Level Governance and European Integration*. Lanham: Rowan and Littlefield.
- Hooghe, L. and Marks, G. (2005), 'Calculation, Community, and Cues: Public Opinion on European Integration', *European Union Politics*, 6: 419–43.
- Johnston, R.M. and Orme, B.K. (1996), 'How Many Questions Should You Ask in Choice-Based Conjoint Studies?' *Sawthooth Software: Research Papers*.
- Karp, J.A., Banducci, S.A. and Bowler, S.A. (2003), 'To Know It is to Love It? Satisfaction with Democracy in the European Union', *Comparative Political Studies*, 36: 271–92.
- Kriesi, H., Grande, E., Lachat, R., Dolezal, M., Bornschier, S. and Frey, T. (2006), 'Globalization and the Transformation of the National Political Space: Six European Countries Compared', *European Journal of Political Research*, 45(6): 921–56.
- Kriesi, H., Grande, E., Lachat, R., Dolezal, M., Bornschier, S. and Frey, T. (2008), *West European Politics in the Age of Globalization*. Cambridge: Cambridge University Press.
- Lindberg, L. and Scheingold, S. (1970), *Europe's Would-be Polity*. Englewood Cliffs, NJ: Prentice Hall.
- Mair, P. (2007), 'Political Opposition and the European Union', *Government and Opposition* 42(1): 1–17.
- McLaren, L. (2002), 'Public Support for European Integration: Cost/Benefit Analysis or Perceived Cultural Threat', *Journal of Politics*, 64: 551–66.
- Norris, P. (1999), *Critical Citizens: Global Support for Democratic Government*. Oxford: Oxford University Press.
- Rohrschneider, R. (2002), 'The Democracy Deficit and Mass Support for an EU-wide Government', *American Journal of Political Science* 46(2): 463–475.
- Scharpf, F.W. (1999), *Governing in Europe: Effective and Democratic?* Oxford: Oxford University Press.
- Steenbergen, M.R., Edwards, E.E. and De Vries, C.E. (2007), 'Who's Cueing Whom? Mass–Elite Linkages and the Future of European Integration', *European Union Politics*, 8(1): 13–35.
- Wlezien, C. (1995), 'The Public as Thermostat: Dynamics of Preferences for Spending', *American Journal of Political Science*, 39, 981–1000.
- Zaller, J. (1992), *The Nature and Origin of Mass Opinion*. Cambridge: Cambridge University Press.

Data Collection Method:

Programmatic Mobile Sampling

The data for this study were collected by Dalia Research. Dalia Research has developed a proprietary technology platform that gives researchers access to a network of over 30,000 widely used apps and mobile websites, covering all major content categories and guarantees broad access to all demographic groups, spread evenly across geographic regions. Through these apps and websites, respondents are randomly invited to join a live-panel via direct communication on the (mobile) website or app. To avoid self-selection bias based on research topics, survey invitations are presented in a generic format without information on the specific content of a research project.

A potential respondent who receives an invitation and agrees to participate in a research study goes through a set of quick steps to assess basic demographic, targeting and behavioural attributes. These data are then used to create an anonymous user-profile and to “register” the respondent (or rather, the respondent’s device) as a survey participant. During this process, the respondent is informed about the nature of the opinion researched, and it is explained that all information that the respondent provides will be recorded anonymously.

To ensure a high degree of data quality, a set of dynamic proprietary algorithms assess the trustworthiness of a respondent by, for example, tracking user behaviour and profiles across metrics like completion times, answer consistency, response patterns and other metrics, including passive data observations, that correlate with data quality.

The surveys themselves are delivered through a fully responsive mobile web-interface with a low loading latency that provides consistent user-experience even in countries with slow internet connection.

In this EUpinion survey, the number of total respondents in the EU was 12,002.

As a certified corporate member of the World Association for Market, Social and Opinion Research (ESOMAR), Dalia Research complies with the ICC/ESOMAR International Code on Market and Social Research and strictly adheres to ISO Standards on market and opinion research, ESOMAR guidelines and the requirements of the Children’s Online Privacy Act (COPPA). To guarantee a high degree of data-integrity and data-quality, Dalia Research does not store any Personally Identifiable Information (PII) on respondents.

List of Figures

The Background: The Union Needs Reform But Will the European Public Support It?

Our Method:

A Conjoint Experiment Embedded in a Survey

Table 1	Conjoint Experimental Conditions
Table 2	Dimensions, Features and Values for EU Reform Conjoint Experiment

Part I: What Is the Mood in Europe on Europe?

Figure 1	Knowledge About the EU is High
Figure 2	Knowledge About the EU is Higher in Eurozone Countries
Figure 3	Knowledge About the EU is Lowest in North non-Eurozone Region
Figure 4	The Share of People with Low Knowledge About the EU is Greatest in Great Britain
Figure 5A	Most People Know President Obama and Chancellor Merkel
Figure 5B	More People Know Top EU Officials than Prime Minister Renzi or Rajoy
Figure 6A	Most People Know President Obama and Chancellor Merkel
Figure 6B	Many Differences in Name Recognition of Draghi and Dijsselbloem between Eurozone and non-Eurozone
Figure 7	Name Recognition of EU Officials

Membership and Support for the Euro

Figure 8	Membership Support is High
Figure 9	Support for Membership is Equally High Eurozone vs non-Eurozone Countries
Figure 10	Support for Membership is Lowest in North non-Eurozone Region
Figure 11	Support for Membership Lowest in Great Britain and Italy
Figure 12A	Divided Support for the Euro in EU28
Figure 12B	Support for Euro in Eurozone Countries, Opposition in non-Eurozone Countries
Figure 13	Opposition to Euro Greatest in North non-Eurozone
Figure 14	Support for Euro Greatest in Spain, Opposition to Euro Greatest in Great Britain

Support for Further Political and Economic Integration in Europe

Figure 15	Within the EU28 People Prefer More Political and Economic Integration
Figure 16	Support for More Political and Economic Integration Slightly Greater in Eurozone
Figure 17	Support for More Political and Economic Integration Greatest in Italy and Spain, Weakest in Great Britain
Figure 18	Support for More Political and Economic Integration, Greatest in Italy and Spain, Weakest in Great Britain

The Biggest Policy Achievements and Policy Needs in Europe

Figure 19A	Opening Borders and Intra-EU Trade Are Seen as Europe's Biggest Achievements in EU28
Figure 19B	Security and Growth Are Seen As Europe's Most Pressing Policy Needs in EU28
Figure 20A	Opening Borders Europe's Biggest Achievements in non-Eurozone, While Trade in Eurozone
Figure 20B	Not Many Differences in EU's Pressing Policy Priorities in Eurozone versus non-Eurozone Members
Figure 21A	EU'S Biggest Achievements
Figure 21B	EU's Most Pressing Policy Priorities

Views on the Direction in which the EU and its Nation States are Heading

Figure 22	Within the EU28 People View that Both the EU and Their Country Are Moving in the Wrong Direction
Figure 23	People More Sceptical About EU and National Policy Direction in Eurozone Countries
Figure 24	In the South People Are The Most Sceptical about Policy Direction in the EU and their Own Country
Figure 25	In the South People Are Most Sceptical about Policy Direction in the EU and their Own Country

How to Talk to Friends about the Union

Figure 26	People Equally Likely to Talk Positively as Negatively About the EU to Friends
Figure 27	No Big Differences Between Eurozone and non-Eurozone Countries
Figure 28	People Are More Positive About the EU in North Eurozone and East
Figure 29	Britons, French and Italians Least Positive About the EU

German Leadership in the Union

- Figure 30 In the EU28 a Majority Views Germany's Leadership in the Union as Good
- Figure 31 Approval of Germany's Leadership in the Union is Higher in non-Eurozone
- Figure 32 Approval of Germany's Leadership in the Union is Low in the South
- Table 3 Oldest and Youngest Generation in the South Most Positive about German Leadership in the Union
- Figure 33 Approval of Germany's Leadership in the Union is Lowest in Italy and Spain

Part II: What Kind of Europe Do Europeans Want?

A Note on Understanding the Conjoint Experiment Results

- Table 4 Example of a Choice in the Conjoint Experiment
- Table 5 Attributes of Different Dimensions

Support for EU Reform Proposals

- Figure 34 Support for EU Reform in 28 Member States
- Figure 35A Support for EU Reform in North Eurozone
- Figure 35B Support for EU Reform in North non-Eurozone
- Figure 35C Support for EU Reform in South
- Figure 35D Support for EU Reform in East
- Figure 36A Support for EU Reform in Germany
- Figure 36B Support for EU Reform in France
- Figure 36C Support for EU Reform in Great Britain
- Figure 36D Support for EU Reform in Italy
- Figure 36E Support for EU Reform in Spain
- Figure 36F Support for EU Reform in Poland

Differences in Support for Reforms Proposals Across Generations

- Figure 37A Different Views on Reform of Decision-Making Across Generations
- Figure 37B Different Views on Reform of Policy Goals Across Generations
- Figure 38A Different Views on Reform of Policy Goals Across Generations in the North Eurozone
- Figure 38B Different Views on Reform of Policy Goals Across Generations in the North non-Eurozone
- Figure 38C Different Views on Reform of Policy Goals Across Generations in the South
- Figure 38D Different Views on Reform of Policy Goals Across Generations in East
- Figure 39A Different Views on Reform of Decision-Making Across Generations in Great Britain

Figure 39B Different Views on Reform of Decision-Making Across Generations in Germany

Figure 39C Different Views on Reform of Decision-Making Across Generations in France

Figure 39D Different Views on Reform of Decision-Making Across Generations in Spain

Figure 39E Different Views on Reform of Decision-Making Across Generations in Italy

Figure 39D Different Views on Reform of Decision-Making Across Generations in Poland

Differences in Support for Reform Proposals Between Men and Women

Figure 40 Different Views on EU Reform Between Men and Women

Differences in Support for Reform Proposals Between Eurosceptics and Euro-supporters

Figure 41 Different Views on EU Reform Based on Knowledge About the EU

Figure 42A Different Views on EU Reform Based on Membership Support

Figure 42B Different Views on EU Reform Based on Euro Support

Figure 43A Different Views on EU Reform Based on Membership Support in the North Eurozone

Figure 43B Different Views on EU Reform Based on Membership Support in the North non-Eurozone

Figure 43C Different Views on EU Reform Based on Membership Support in the South

Figure 43D Different Views on EU Reform Based on Membership Support in the East

Figure 44 Different Views on EU Reform Based Integration Preferences

Figure 45A Different Views on EU Decision-Making and Policy Goals in the North Eurozone

Figure 45B Different Views on EU Decision-Making and Policy Goals in the North non-Eurozone

Figure 45C Different Views on EU Decision-Making and Policy Goals in the South

Figure 45D Different Views on EU Decision-Making and Policy Goals in the East

Figure 46 Different Views on EU Reform Based Evaluation of EU Policy Direction

Figure 47 Different Views on EU Reform Based Evaluation of National Policy Direction

Imprint

© 2015

Bertelsmann Stiftung

eupinions #2015/1

What Do the People Want?

Opinions, Moods and Preferences of European Citizens

ISSN: 2365-9661

Design:

Lucid. Berlin

Cover:

Hayri Er / iStockphoto.com

Bertelsmann Stiftung

Carl-Bertelsmann-Straße 256

33311 Gütersloh

Germany

Isabell Hoffmann

isabell.hoffmann@bertelsmann-stiftung.de

Phone +32 2233 3892

Joachim Fritz-Vannahme

joachim.vannahme@bertelsmann-stiftung.de

Phone +49 5241 81 81421

www.bertelsmann-stiftung.de